

# Class 1 English (Mridang) Worksheet

## Unit 1 My Family and Me

### Chapter 2- Greeting

Name of Students: \_\_\_\_\_ Class/Section: \_\_\_\_\_ Roll No. \_\_\_\_\_

Examiner Sign \_\_\_\_\_ Total Mark: 20

### READING

1. Read the poem below and answer the questions that follow.

When I meet someone in the morning, I say 'Good morning'.

When I meet someone in the afternoon, I say 'Good afternoon'.

When I meet someone in the evening, I say 'Good evening'.

When I go to bed, I say 'Good night'.

- What do you say in the morning? \_\_\_\_\_
- When do you say, 'Good afternoon'? \_\_\_\_\_
- What do you say when you meet someone in the evening? \_\_\_\_\_
- What do you say before going to bed? \_\_\_\_\_
- Can you tell the opposite of 'Good morning' from the paragraph? \_\_\_\_\_

### WRITING

2. Match the pictures with the sentences.

I comb my hair.

I see my teacher.

I eat my food.

I hear the bell ring.

I walk to school.

I play football.



"Your generosity helps us continue providing helpful content. If you find it valuable, consider donating at UPI ID [kvsecontent@ybl](mailto:kvsecontent@ybl). Every contribution counts. Thank you!"

## Class 1 English (Mridang) Worksheet

### SPELLING

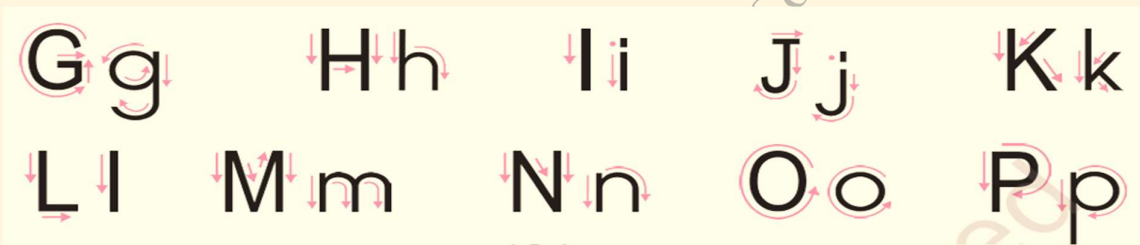
3. Write the name of given things below-



\_\_\_\_\_

### CREATIVE WRITING

4. Write these letters with good handwriting.



Handwriting practice lines consisting of multiple sets of three horizontal lines (top, middle, bottom) for writing practice.

## Class 1 English (Mridang) Worksheet

### Unit 1 My Family and Me

#### Chapter 2.1- Hop a Little

Name of Students: \_\_\_\_\_ Class/Section: \_\_\_\_\_ Roll No. \_\_\_\_\_

Examiner Sign \_\_\_\_\_ Total Mark: 20

#### READING

1. Read the poem below and answer the questions that follow.

Hop a little, jump a little, one two three.

Stamp a little, skip a little, tap one knee.

Dance a little, twist a little, shake your hand.

Yawn a little, sleep a little, in your bed.

- Hop a little, jump a little, one two \_\_\_\_.
- Stamp a little, skip a little, tap one \_\_\_\_.
- Dance a little, twist a little, shake your \_\_\_\_.
- Yawn a little, sleep a little, in your \_\_\_\_.
- What is the opposite action of "hop a little"? \_\_\_\_\_ (sit a little / jump little)

#### WRITING

2. See the Picture and answer the below questions.



*"Your generosity helps us continue providing helpful content. If you find it valuable, consider donating at UPI ID [kvsecontent@ybl](mailto:kvsecontent@ybl). Every contribution counts. Thank you!"*

## Class 1 English (Mridang) Worksheet

- How many children are there in the picture? \_\_\_\_\_
- What games are they playing? \_\_\_\_\_
- Which is your favourite game? \_\_\_\_\_
- Some children in the picture are not playing games. What are they doing?  
\_\_\_\_\_
- Name the game played with a rope \_\_\_\_\_

### SPELLING

3. Write the actions which match with the pictures-

They are

She is

He is

She is

They are

The illustrations are connected to the text boxes by colored arrows: an orange arrow from the first box to the boy, a blue arrow from the second box to the girl jumping rope, a blue arrow from the third box to the girl performing a dance move, a green arrow from the fourth box to the girl holding the man's hand, and a green arrow from the fifth box to the girl jumping over hopscotch.

## Class 1 English (Mridang) Worksheet

### CREATIVE WRITING

4. Look at the picture and write **five action** words from the picture. Example (Talking)



Example:

- I. \_\_\_\_\_
- II. \_\_\_\_\_
- III. \_\_\_\_\_
- IV. \_\_\_\_\_
- V. \_\_\_\_\_

*"Your generosity helps us continue providing helpful content. If you find it valuable, consider donating at UPI ID [kvsecontent@ybl](mailto:kvsecontent@ybl). Every contribution counts. Thank you!"*

# Class 1 English (Mridang) Worksheet

## Unit 1 My Family and Me

### Chapter 2.2- Let us Play - Hopscotch

Name of Students: \_\_\_\_\_ Class/Section: \_\_\_\_\_ Roll No. \_\_\_\_\_

Examiner Sign \_\_\_\_\_ Total Mark: 20

### READING

1. Read the story below and answer the questions that follow.

Maya hopscotched on the sidewalk, her small red pebble.

landing perfectly in square number 1.

Today, she wanted to hop all the way to number 10 without missing!

She hopped on one foot, careful not to step on the lines.

Can you guess what happens next?

- What game is Maya playing? \_\_\_\_\_
- Where did Maya draw her hopscotch court? \_\_\_\_\_
- What does Maya use as a marker for her turn? \_\_\_\_\_
- How many squares does Maya want to hop to? \_\_\_\_\_
- Find and write the opposite word of 'big' from above story \_\_\_\_\_

### WRITING

2. Look at the picture and fill in the words from the boxes

dance

hop


skip

sleep

bend

jump

eat







"Your generosity helps us continue providing helpful content. If you find it valuable, consider donating at UPI ID [kvsecontent@ybl](mailto:kvsecontent@ybl). Every contribution counts. Thank you!"

## Class 1 English (Mridang) Worksheet

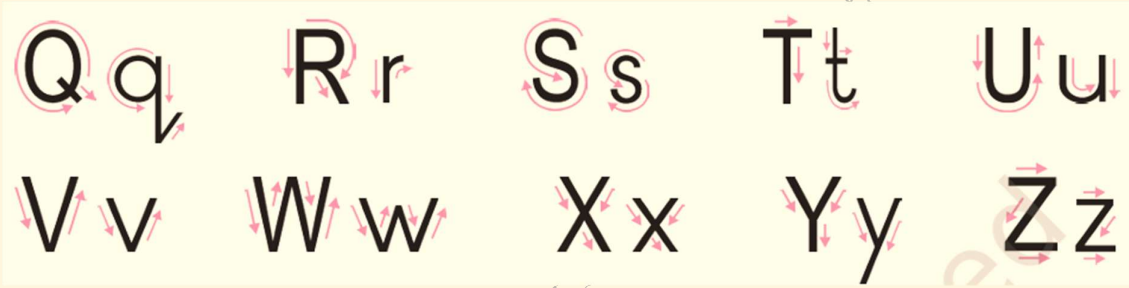
### SPELLING

3. Write the missing letter to complete each word



### CREATIVE WRITING

4. Write these letters with good handwriting.



Handwriting practice lines consisting of multiple sets of three horizontal lines (top, middle, bottom) for writing practice.

## Class 1 English (Mridang) Worksheet

### Unit 1 My Family and Me

#### Chapter 2.3 - Family

Name of Students: \_\_\_\_\_ Class/Section: \_\_\_\_\_ Roll No. \_\_\_\_\_

Examiner Sign \_\_\_\_\_ Total Mark: 20

#### READING

1. Read the story below and answer the questions that follow.

Mama and Papa sparrow were making a nest. They found a safe place.

The little nest was soon ready. It was soft and warm.

Mama sparrow laid three small eggs.


One day the eggs broke open.

Three little heads popped out.

- What were Mama and Papa sparrow busy doing? \_\_\_\_\_
- How did Mama and Papa sparrow choose their nesting place \_\_\_\_\_
- How would you describe the finished nest? \_\_\_\_\_
- What did Mama sparrow lay after the nest was ready? \_\_\_\_\_
- What exciting event happened to the eggs one day? \_\_\_\_\_

#### WRITING

2. Look at the picture of a bathroom. Label the things in it.



## Class 1 English (Mridang) Worksheet

### SPELLING

3. Colour the pictures and write it names



\_\_\_\_\_

### CREATIVE WRITING

4. Write the words in good handwriting

Father

Mother

Sister

Brother

Uncle