

## HOLIDAY HOMEWORK – 2014-2015

Class : IV

Dear Students

Summer Vacation is a welcome break but..... Good Habits and Good Manners are life long assets and manners must be practiced until they become a habit.

Four magic words that are basics of good manners are – Please, Thank you, Excuse me and Sorry. Make these four words a habit and see the difference.

Try to practice these manners -

### **Manners :**

#### ***At home :***

- Help to keep the house clean especially the areas you use. Clear the toys, books or crafts that remain after you have finished.
- Honesty is the best policy. Tell the truth at all times.
- Be polite.
- Share the T.V time. Do not sit too close while watching T.V.
- Be fair with your friends, brothers and sisters.
- Be responsible.

#### ***At the dining table :***

- Take small helpings and refill, clean your plate up.
- Take small bites, eat neatly, slowly with your mouth closed.
- Help to clear the table and clean up.

#### ***In the park :***

- Littering makes the park untidy.
- Destroying the plants or plucking the flowers will spoil the beauty.
- Wait for your turn on swing and slides.

#### ***At a party :***

- Wish the host.
- Don't mess up somebody's house.

#### ***While shopping :***

- Softly ask your parent for what you want. If refused, don't throw a tantrum.
- Be careful, don't touch any breakable item.

#### ***On the telephone :***

- If there are no elders around, don't let the phone ring long, answer it.
- Talk softly when someone is speaking on the phone and don't interrupt.

#### ***Hygiene :***

- Brush your teeth twice a day.
- Do trim your nails often.

- Do not waste water and electricity.
- Keep your surroundings and environment clean. It is bad habit to throw things out of the window, car or a balcony.
- Make friends having good habits who respect their elders and use good language.

**Be Eco-Friendly :**

- Plant trees and conserve your natural resources

**Sub : English**

*Note : Students should do Qs. I, II and III in English Project note book.*

- I. Expand the following outline into a readable story.  
Gentleman – travelling – train – thirsty – gets down – station – water reaches – water tap – engine whistles – runs back – misses – train – runs shouts – guard sees – stops train – gets up – thanks guard.
- II. Make as many words as you can from the word  
AUTOBIOGRAPHY  
eg. bath
- III. Make a questionnaire and interview 5 people around you.  
People whom you can interview – mother, neighbour, a shopkeeper, best friend and maid.  
Questionnaire – example
  - 1) Name – Age – Occupation
  - 2) Favourite dish, colour, place, actor
  - 3) Strengths
  - 4) Weakness
  - 5) Hobbies
  - 6) Happiest moment
- IV. Make a model depicting a mythological incident.
- V. Do pages 2 to 12 in the Cursive Writing Book.

**Sub : Social Studies**

1. Draw or paste picture of any one National Park or Sanctuary located in Terai Region of Himalayas and write 3-4 sentences on it in your S.St. file.
2. Make a collage of any one dance form of Northern Mountains in a ½ sheet (half sheet) of white chart paper.
3. Make a medium sized model of the “Thar Desert”.
4. Revise all the lessons done in the class.

## Sub : General Science

Note : The holiday homework is to be done in a separate thin copy.

1. Learn Lesson-1 and Lesson-2 and write 10 difficult words from both the lessons for 5 days.
2. Draw, colour and label the following :
  - a) Structure of a tooth
  - b) Food pyramid
  - c) Digestive system
3. Write the different methods of food preservation and cooking. Give one example of each.
4. Create a healthy recipe of your own and write it in the copy.
5. Make collage on the microbes :
  - a) Fungi – Mushroom
  - b) Protozoa – Amoeba

## विषय – हिन्दी

1. अपठित गद्यांश – गद्यांश पढ़ कर पूछे गए प्रश्नों के उत्तर लिखो।  
(पृष्ठ संख्या-96) (व्याकरण कॉपी में)
2. अनुच्छेद लेखन – इस बार छुट्टियों में मैं .....  
(8-10 वाक्यों में अनुच्छेद पूरा करो) (व्याकरण कॉपी में)
3. 'दीपक बन जाँँ' (कविता) कंठस्थ करनी है।
4. 'दादा जी की बगिया' और 'वचन का पालन' पाठों के शब्दार्थ और प्रश्न-उत्तर याद करने हैं।
5. परियोजना कार्य – 'र' के विभिन्न रूप (पृष्ठ संख्या-17) (मैं और मेरा व्याकरण)

## Sub : Technical Activity

1. Draw or paste the pictures of the Primary and Secondary storage devices.
2. Type a paragraphs of 10 lines on the topic "MOTHER EARTH" in MS WORD and insert relevant clip art pictures/pictures in the document. Use the formatting tool bar to format the document. Take a print out of the same and paste it in your computer copy.

3. Write the short cut keys for the following :
  - a) Select all contents
  - b) Italics
  - c) Cut
  - d) Copy
  - e) Paste
  - f) Undo last action
  - g) Redo last action
  - h) Bold
  - i) Underline
  - j) Minimise the current window.
  
4. Draw or paste (Using print screen key) the MS-WORD application software window and label its different bars like menu bar, standard tool bar etc.

### Sub : Mathematics


- Note : i) Do Holiday Home Work in the Maths Lab Manual.  
 ii) Copy down the questions with the given pictures and then solve sums.

1. A huge Frog ate 140 big bugs in 5 days. Each day it ate 8 more bugs than it did on the previous day. How many bugs did the frog ate on
  - a) the first day ? \_\_\_\_\_
  - b) the fifth day ? \_\_\_\_\_

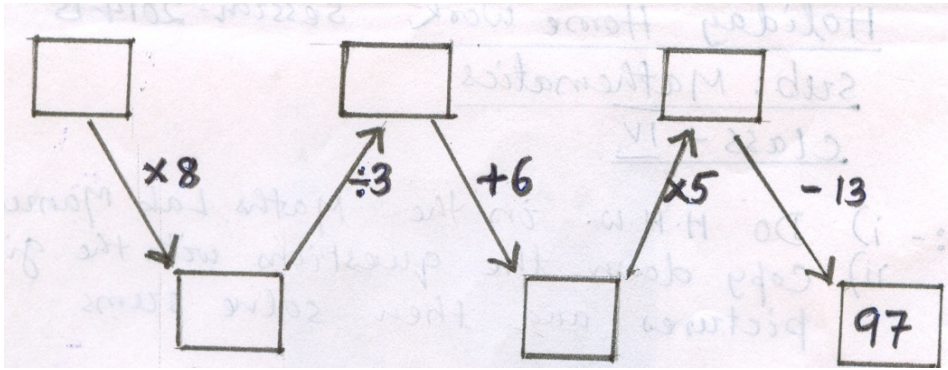
2. Observe the pattern and complete the following :

1	$\times 8 + 1$	=	9
12	$\times 8 + 2$	=	98
123	$\times 8 + 3$	=	987
1234	$\times 8 + 4$	=	_____
12345	$\times 8 + 5$	=	_____
123456	$\times 8 + 6$	=	_____
1234567	$\times 8 + 7$	=	_____
12345678	$\times 8 + 8$	=	_____
123456789	$\times 8 + 9$	=	_____

3. How many more tiles are needed to fill the surface ?



4.



After performing all the operations that are indicated and end up with the number 97 in the box, what number did you start with?

5. Solve the puzzle :


	10		8
		4	7
	4	5	
5	10		2

25
17
15
20

12	26	18	21
----	----	----	----

- The missing numbers are between 1 and 6.
- The numbers in each row across add up to the total in the box on the right.
- The numbers in each column down add up to the total in the box at the bottom.

6. Draw the axis of symmetry in the given figures.



\*\*\*\*\*