

Final term worksheet 2012-2013

Class: V

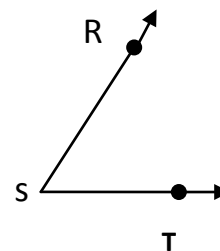
Mathematics

Ln. 18 : Lines, Angles and Circles

1. Fill in the blanks :
1. A _____ is an exact location.
2. A _____ represents a point.
3. The straight path between two points is called the _____ .
4. A line segment has _____ end points.
5. The line segment has _____ length.
6. A line segment extended endlessly in one direction is called a _____ .
7. _____ has one end point.
8. A line segment extended endlessly on both sides is called a _____ .
9. _____ has no end points.
10. _____ does not have a definite length.
11. Two rays having a common endpoint they form an _____ .
12. The common endpoint is called the _____ of an angle.
13. A line segment is part of a _____ .
14. The unit of measurement of an angle is _____ .
15. Angle that is equal to 90° is called _____ angle.

16. Angle that is greater than a right angle is called _____ angle.
17. Angle that is greater than a less than a right angle is called _____ angle.
18. Angle that is greater than a 180° but less than 360° is called _____ angle.
19. Angle that is equal to 360° is called _____ angle.
20. An obtuse angle is always _____ 90° .
21. An Acute angles is more than _____ but less than _____.
22. The straight angle is equal to two _____ angles.
23. The straight angle measures exactly _____.
24. _____ angle measures exactly 360° .
25. A right angle is equal to _____.
26. The parts of an angle are _____ and _____.
27. An angle that measure 1° is an _____ angle.

28. SR and ST are called the



29. The angle alongside is called _____.
30. Angle RST is written as _____.
31. The middle letter is always the _____ of the angle.
32. The angle is measured by a _____.
33. The protractors have scale _____ to _____.

34. A line segment joining two points on the circle called _____ of the circle.
35. The distance around a circle is called the _____.
37. All the radii of a circle are _____.
38. A line segment joining two points on the circle and passing through the centre is called _____ of the circle.
39. The diameter of a circle is the _____ chord of the circle.
40. Diameter is _____ of the radius.
41. Radius is _____ of the diameter.
42. All the diameters of a circle are _____.
43. The region inside a circle is called the _____ of the circle.
44. The region outside a circle is called _____ of the circle.

2 Classify the angles whose measures are given below

- | | | |
|--------------------|---------------------|-------------------|
| i) 89° | ii) 91° | iii) 12° |
| iv) 179° | v) 90° | vi) 200° |
| vii) 180° | viii) 360° | |

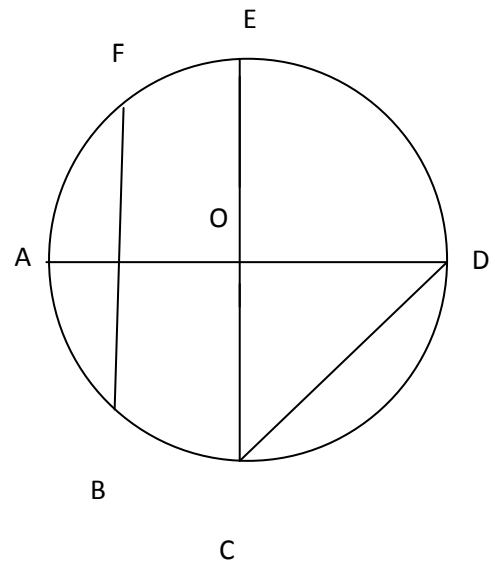
3. Construct the following angles with the help of a protractor.

- | | | | |
|------------------|-------------------|--------------------|------------------|
| i. 60° | ii. 110° | iii. 135° | iv. 90° |
| v. 175° | | | |

4. Find the diameter of the circle with radius
- i. 3.6 cm ii. 9.9 cm iii. 13 cm
5. Find the radius of the circle with diameter
- i. 9 cm ii. 8.6 cm iii. 11.4 cm
6. Draw the circles
- i. radius = 3.7 cm ii. Diameter = 11 cm
- iii. radius = 2.5 cm and measure its longest chord

7. In the given figure name the following

- i) Centre of the circle
- ii) All the radii
- iii) All the diameters
- iv) All the chords



45. The diameter of a circle divides it into _____ equal halves.
46. Half of a circle is called _____.
47. A circle can be divided into 4 equal parts, each part is called _____.
48. Quadrant is _____ of a circle.
49. Any part of the circumference of a circle is called the _____.

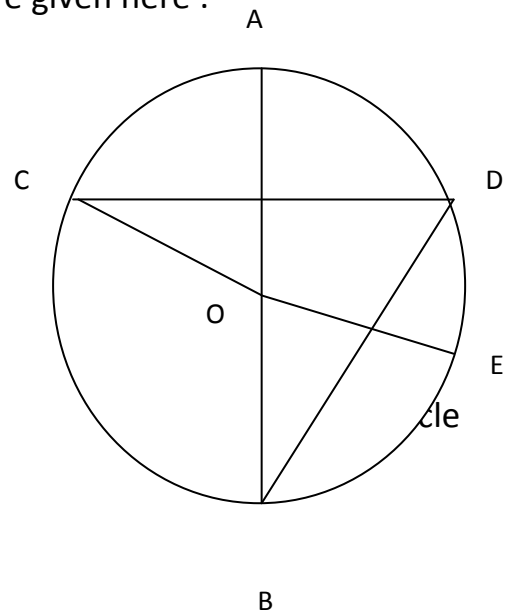
50. Half of the semicircle is called _____.

51. All the chords of a circle are _____.

II Answer the following questions.

1. Fill in the blanks with the help of the figure given here :

- i. OC is a _____
- ii. AB is a _____
- iii. BD is a _____
- iv. CD is a _____
- v. OE is a _____
- vi. CAD is an _____
- vii. AB is double of _____
- viii. _____
has _____ radii
and _____ chords



8) Measure the following angles and state the type of angle.

