



NCERT Solutions for 11th Class Physics: Chapter 9- Mechanical properties of Solids



indCareer



indCareer



indCareer

NCERT Solutions for 11th Class Physics: Chapter 9-Mechanical properties of Solids

Class 11: Physics Chapter 9 solutions. Complete Class 11 Physics Chapter 9 Notes.

NCERT Solutions for 11th Class Physics: Chapter 9-Mechanical properties of Solids

NCERT 11th Physics Chapter 9, class 11 Physics chapter 9 solutions

Page No: 242

<https://www.indcareer.com/schools/ncert-solutions-for-11th-class-physics-chapter-9-mechanical-properties-of-solids/>

Exercises

9.1. A steel wire of length 4.7 m and cross-sectional area $3.0 \times 10^{-5} \text{ m}^2$ stretches by the same amount as a copper wire of length 3.5 m and cross-sectional area of $4.0 \times 10^{-5} \text{ m}^2$ under a given load. What is the ratio of the Young's modulus of steel to that of copper?

Answer

Length of the steel wire, $L_1 = 4.7 \text{ m}$

Area of cross-section of the steel wire, $A_1 = 3.0 \times 10^{-5} \text{ m}^2$

Length of the copper wire, $L_2 = 3.5 \text{ m}$

Area of cross-section of the copper wire, $A_2 = 4.0 \times 10^{-5} \text{ m}^2$

Change in length = $\Delta L_1 = \Delta L_2 = \Delta L$

Force applied in both the cases = F

Young's modulus of the steel wire:

$$Y_1 = (F_1 / A_1) (L_1 / \Delta L_1)$$
$$= (F / 3 \times 10^{-5}) (4.7 / \Delta L) \quad \dots(i)$$

Young's modulus of the copper wire:

$$Y_2 = (F_2 / A_2) (L_2 / \Delta L_2)$$
$$= (F / 4 \times 10^{-5}) (3.5 / \Delta L) \quad \dots(ii)$$

Dividing (i) by (ii), we get:

$$Y_1 / Y_2 = (4.7 \times 4 \times 10^{-5}) / (3 \times 10^{-5} \times 3.5)$$
$$= 1.79 : 1$$

<https://www.indcareer.com/schools/ncert-solutions-for-11th-class-physics-chapter-9-mechanical-properties-of-solids/>

The ratio of Young's modulus of steel to that of copper is 1.79 : 1.

9.2. Figure 9.11 shows the strain-stress curve for a given material. What are (a) Young's modulus and (b) approximate yield strength for this material?

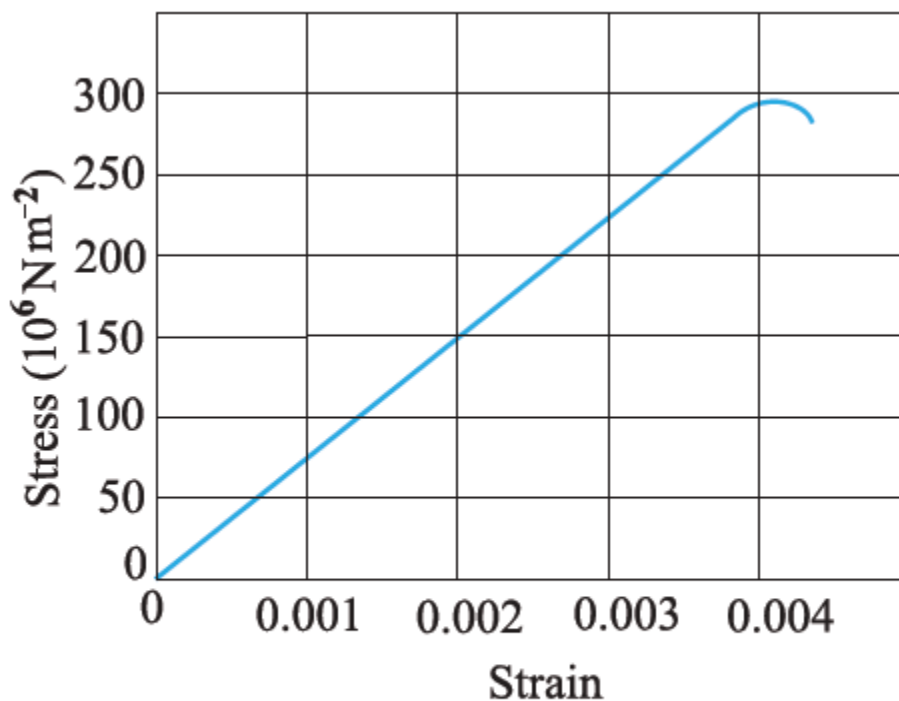


Fig. 9.11

Answer

(a) It is clear from the given graph that for stress $150 \times 10^6 \text{ N/m}^2$, strain is 0.002.

\therefore Young's modulus, $Y = \text{Stress} / \text{Strain}$

$$= 150 \times 10^6 / 0.002 = 7.5 \times 10^{10} \text{ Nm}^{-2}$$

Hence, Young's modulus for the given material is $7.5 \times 10^{10} \text{ N/m}^2$.

<https://www.indcareer.com/schools/ncert-solutions-for-11th-class-physics-chapter-9-mechanical-properties-of-solids/>

(b) The yield strength of a material is the maximum stress that the material can sustain without crossing the elastic limit.

It is clear from the given graph that the approximate yield strength of this material is $300 \times 10^6 \text{ Nm}^2$ or $3 \times 10^8 \text{ N/m}^2$.

Page No: 243

9.3. The stress-strain graphs for materials A and B are shown in Fig. 9.12.

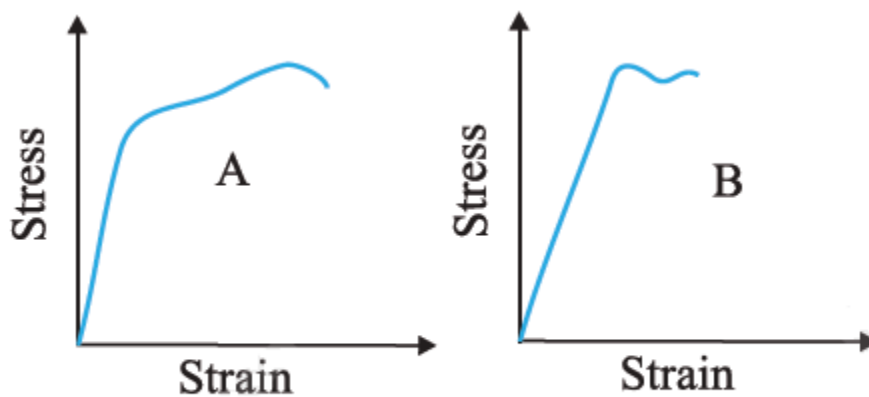


Fig. 9.12

The graphs are drawn to the same scale.

(a) Which of the materials has the greater Young's modulus?

(b) Which of the two is the stronger material?

(a) From the two graphs we note that for a given strain, stress for **A** is more than that of **B**. Hence, Young's modulus (=stress/strain) is greater for **A** than that of **B**.

(b) **A** is stronger than **B**. Strength of a material is measured by the amount of stress required to cause fracture, corresponding to the point of fracture.

<https://www.indcareer.com/schools/ncert-solutions-for-11th-class-physics-chapter-9-mechanical-properties-of-solids/>

NCERT 11th Physics Chapter 9, class 11 Physics chapter 9 solutions

9.4. Read the following two statements below carefully and state, with reasons, if it is true or false.(a) The Young's modulus of rubber is greater than that of steel;

(b) The stretching of a coil is determined by its shear modulus.

Answer

(a) False, because for given stress there is more strain in rubber than steel and modulus of elasticity is inversely proportional to strain.

(b) True, because the stretching of coil simply changes its shape without any change in the length of the wire used in the coil due to which shear modulus of elasticity is involved.

9.5. Two wires of diameter 0.25 cm, one made of steel and the other made of brass are loaded as shown in Fig. 9.13. The unloaded length of steel wire is 1.5 m and that of brass wire is 1.0 m. Compute the elongations of the steel and the brass wires.

<https://www.indcareer.com/schools/ncert-solutions-for-11th-class-physics-chapter-9-mechanical-properties-of-solids/>

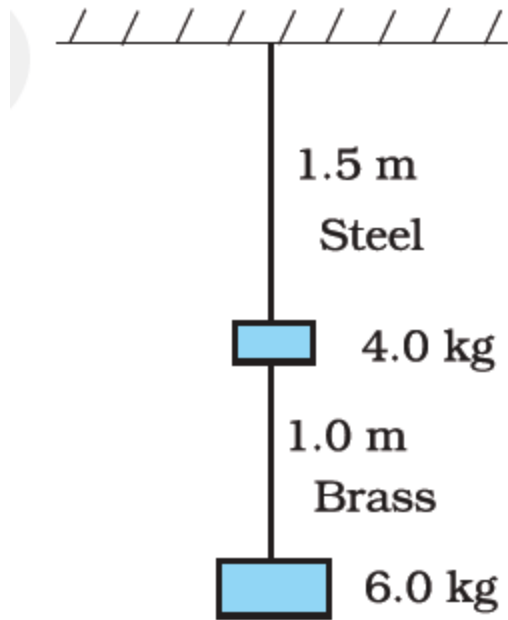


Fig. 9.13

Answer

Elongation of the steel wire = 1.49×10^{-4} m

Elongation of the brass wire = 1.3×10^{-4} m

Diameter of the wires, $d = 0.25$ m

Hence, the radius of the wires, $r = d/2 = 0.125$ cm

Length of the steel wire, $L_1 = 1.5$ m

Length of the brass wire, $L_2 = 1.0$ m

Total force exerted on the steel wire:

$$F_1 = (4 + 6)g = 10 \times 9.8 = 98 \text{ N}$$

<https://www.indcareer.com/schools/ncert-solutions-for-11th-class-physics-chapter-9-mechanical-properties-of-solids/>

Young's modulus for steel:

$$Y_1 = (F_1/A_1) / (\Delta L_1 / L_1)$$

Where,

ΔL_1 = Change in the length of the steel wire

A_1 = Area of cross-section of the steel wire = πr_1^2

Young's modulus of steel, $Y_1 = 2.0 \times 10^{11}$ Pa

$$\therefore \Delta L_1 = F_1 \times L_1 / (A_1 \times Y_1)$$

$$= (98 \times 1.5) / [\pi(0.125 \times 10^{-2})^2 \times 2 \times 10^{11}] = 1.49 \times 10^{-4} \text{ m}$$

Total force on the brass wire:

$$F_2 = 6 \times 9.8 = 58.8 \text{ N}$$

Young's modulus for brass:

$$Y_2 = (F_2/A_2) / (\Delta L_2 / L_2)$$

Where,

ΔL_2 = Change in the length of the brass wire

A_2 = Area of cross-section of the brass wire = πr_2^2

$$\therefore \Delta L_2 = F_2 \times L_2 / (A_2 \times Y_2)$$

$$= (58.8 \times 1) / [(\pi \times (0.125 \times 10^{-2})^2 \times (0.91 \times 10^{11}))] = 1.3 \times 10^{-4} \text{ m}$$

Elongation of the steel wire = 1.49×10^{-4} m

Elongation of the brass wire = 1.3×10^{-4} m.

NCERT 11th Physics Chapter 9, class 11 Physics chapter 9 solutions

<https://www.indcareer.com/schools/ncert-solutions-for-11th-class-physics-chapter-9-mechanical-properties-of-solids/>

9.6. The edge of an aluminium cube is 10 cm long. One face of the cube is firmly fixed to a vertical wall. A mass of 100 kg is then attached to the opposite face of the cube. The shear modulus of aluminium is 25 GPa. What is the vertical deflection of this face?

Answer

Edge of the aluminium cube, $L = 10 \text{ cm} = 0.1 \text{ m}$

The mass attached to the cube, $m = 100 \text{ kg}$

Shear modulus (η) of aluminium = 25 GPa = $25 \times 10^9 \text{ Pa}$

Shear modulus, $\eta = \text{Shear stress} / \text{Shear strain} = (F/A) / (L/\Delta L)$

Where,

$F = \text{Applied force} = mg = 100 \times 9.8 = 980 \text{ N}$

$A = \text{Area of one of the faces of the cube} = 0.1 \times 0.1 = 0.01 \text{ m}^2$

$\Delta L = \text{Vertical deflection of the cube}$

$\therefore \Delta L = FL / A\eta$

$= 980 \times 0.1 / [10^{-2} \times (25 \times 10^9)]$

$= 3.92 \times 10^{-7} \text{ m}$

The vertical deflection of this face of the cube is $3.92 \times 10^{-7} \text{ m}$.

9.7. Four identical hollow cylindrical columns of mild steel support a big structure of mass 50,000 kg. The inner and outer radii of each column are 30 cm and 60 cm respectively. Assuming the load distribution to be uniform, calculate the compressional strain of each column.

<https://www.indcareer.com/schools/ncert-solutions-for-11th-class-physics-chapter-9-mechanical-properties-of-solids/>

Answer

Mass of the big structure, $M = 50,000 \text{ kg}$

Inner radius of the column, $r = 30 \text{ cm} = 0.3 \text{ m}$

Outer radius of the column, $R = 60 \text{ cm} = 0.6 \text{ m}$

Young's modulus of steel, $Y = 2 \times 10^{11} \text{ Pa}$

Total force exerted, $F = Mg = 50000 \times 9.8 \text{ N}$

Stress = Force exerted on a single column = $50000 \times 9.8 / 4 = 122500 \text{ N}$

Young's modulus, $Y = \text{Stress} / \text{Strain}$

Strain = $(F/A) / Y$

Where,

Area, $A = \pi (R^2 - r^2) = \pi ((0.6)^2 - (0.3)^2)$

Strain = $122500 / [\pi ((0.6)^2 - (0.3)^2) \times 2 \times 10^{11}] = 7.22 \times 10^{-7}$

Hence, the compressional strain of each column is 7.22×10^{-7} .

9.8. A piece of copper having a rectangular cross-section of $15.2 \text{ mm} \times 19.1 \text{ mm}$ is pulled in tension with $44,500 \text{ N}$ force, producing only elastic deformation. Calculate the resulting strain?

Answer

Length of the piece of copper, $l = 19.1 \text{ mm} = 19.1 \times 10^{-3} \text{ m}$

Breadth of the piece of copper, $b = 15.2 \text{ mm} = 15.2 \times 10^{-3} \text{ m}$

Area of the copper piece:

<https://www.indcareer.com/schools/ncert-solutions-for-11th-class-physics-chapter-9-mechanical-properties-of-solids/>

$$\begin{aligned}A &= l \times b \\&= 19.1 \times 10^{-3} \times 15.2 \times 10^{-3} \\&= 2.9 \times 10^{-4} \text{ m}^2\end{aligned}$$

Tension force applied on the piece of copper, $F = 44500 \text{ N}$

Modulus of elasticity of copper, $\eta = 42 \times 10^9 \text{ N/m}^2$

Modulus of elasticity, $\eta = \text{Stress} / \text{Strain}$

$$= (F/A) / \text{Strain}$$

$$\therefore \text{Strain} = F / A\eta$$

$$= 44500 / (2.9 \times 10^{-4} \times 42 \times 10^9)$$

$$= 3.65 \times 10^{-3}.$$

NCERT 11th Physics Chapter 9, class 11 Physics chapter 9 solutions

9.9. A steel cable with a radius of 1.5 cm supports a chairlift at a ski area. If the maximum stress is not to exceed 10^8 N m^{-2} , what is the maximum load the cable can support?

Answer

Radius of the steel cable, $r = 1.5 \text{ cm} = 0.015 \text{ m}$

Maximum allowable stress = 10^8 N m^{-2}

Maximum stress = Maximum force / Area of cross-section

$$\therefore \text{Maximum force} = \text{Maximum stress} \times \text{Area of cross-section}$$

$$= 10^8 \times \pi (0.015)^2$$

$$= 7.065 \times 10^4 \text{ N}$$

<https://www.indcareer.com/schools/ncert-solutions-for-11th-class-physics-chapter-9-mechanical-properties-of-solids/>

Hence, the cable can support the maximum load of 7.065×10^4 N.

9.10. A rigid bar of mass 15 kg is supported symmetrically by three wires each 2.0 m long. Those at each end are of copper and the middle one is of iron. Determine the ratio of their diameters if each is to have the same tension.

Answer

The tension force acting on each wire is the same. Thus, the extension in each case is the same. Since the wires are of the same length, the strain will also be the same.

The relation for Young's modulus is given as:

$$Y = \text{Stress} / \text{Strain}$$
$$= (F/A) / \text{Strain} = (4F/\pi d^2) / \text{Strain} \quad \dots(i)$$

Where,

F = Tension force

A = Area of cross-section

d = Diameter of the wire

It can be inferred from equation (i) that $Y \propto (1/d^2)$

Young's modulus for iron, $Y_1 = 190 \times 10^9$ Pa

Diameter of the iron wire = d_1

Young's modulus for copper, $Y_2 = 120 \times 10^9$ Pa

Diameter of the copper wire = d_2

Therefore, the ratio of their diameters is given as:

<https://www.indcareer.com/schools/ncert-solutions-for-11th-class-physics-chapter-9-mechanical-properties-of-solids/>

$$\frac{d_1}{d_2} = \sqrt{\frac{Y_1}{Y_2}} = \sqrt{\frac{190 \times 10^9}{120 \times 10^9}} = \sqrt{\frac{19}{12}} = 1:25:1$$

9.11. A 14.5 kg mass, fastened to the end of a steel wire of unstretched length 1.0 m, is whirled in a vertical circle with an angular velocity of 2 rev/s at the bottom of the circle. The cross-sectional area of the wire is 0.065 cm². Calculate the elongation of the wire when the mass is at the lowest point of its path.

Answer

Mass, $m = 14.5$ kg

Length of the steel wire, $l = 1.0$ m

Angular velocity, $\omega = 2$ rev/s = $2 \times 2\pi$ rad/s = 12.56 rad/s

Cross-sectional area of the wire, $a = 0.065$ cm² = 0.065×10^{-4} m²

Let Δl be the elongation of the wire when the mass is at the lowest point of its path.

When the mass is placed at the position of the vertical circle, the total force on the mass is:

$$F = mg + ml\omega^2$$

$$= 14.5 \times 9.8 + 14.5 \times 1 \times (12.56)^2$$

$$= 2429.53 \text{ N}$$

Young's modulus = Strss / Strain

$$Y = (F/A) / (\Delta l/l)$$

$$\therefore \Delta l = Fl / AY$$

<https://www.indcareer.com/schools/ncert-solutions-for-11th-class-physics-chapter-9-mechanical-properties-of-solids/>

Young's modulus for steel = 2×10^{11} Pa

$$\Delta l = 2429.53 \times 1 / (0.065 \times 10^{-4} \times 2 \times 10^{11}) = 1.87 \times 10^{-3} \text{ m}$$

Hence, the elongation of the wire is 1.87×10^{-3} m.

NCERT 11th Physics Chapter 9, class 11 Physics chapter 9 solutions

9.12. Compute the bulk modulus of water from the following data: Initial volume = 100.0 litre, Pressure increase = 100.0 atm (1 atm = 1.013×10^5 Pa), Final volume = 100.5 litre. Compare the bulk modulus of water with that of air (at constant temperature). Explain in simple terms why the ratio is so large.

Answer

Initial volume, $V_1 = 100.0 \text{ l} = 100.0 \times 10^{-3} \text{ m}^3$

Final volume, $V_2 = 100.5 \text{ l} = 100.5 \times 10^{-3} \text{ m}^3$

Increase in volume, $\Delta V = V_2 - V_1 = 0.5 \times 10^{-3} \text{ m}^3$

Increase in pressure, $\Delta p = 100.0 \text{ atm} = 100 \times 1.013 \times 10^5 \text{ Pa}$

Bulk modulus = $\Delta p / (\Delta V/V_1) = \Delta p \times V_1 / \Delta V$

$$= 100 \times 1.013 \times 10^5 \times 100 \times 10^{-3} / (0.5 \times 10^{-3})$$

$$= 2.026 \times 10^9 \text{ Pa}$$

Bulk modulus of air = $1 \times 10^5 \text{ Pa}$

$$\therefore \text{Bulk modulus of water} / \text{Bulk modulus of air} = 2.026 \times 10^9 / (1 \times 10^5) = 2.026 \times 10^4$$

This ratio is very high because air is more compressible than water.

NCERT 11th Physics Chapter 9, class 11 Physics chapter 9 solutions

<https://www.indcareer.com/schools/ncert-solutions-for-11th-class-physics-chapter-9-mechanical-properties-of-solids/>

9.13. What is the density of water at a depth where pressure is 80.0 atm, given that its density at the surface is $1.03 \times 10^3 \text{ kg m}^{-3}$?

Answer

Let the given depth be h .

Pressure at the given depth, $p = 80.0 \text{ atm} = 80 \times 1.01 \times 10^5 \text{ Pa}$

Density of water at the surface, $\rho_1 = 1.03 \times 10^3 \text{ kg m}^{-3}$

Let ρ_2 be the density of water at the depth h .

Let V_1 be the volume of water of mass m at the surface.

Let V_2 be the volume of water of mass m at the depth h .

Let ΔV be the change in volume.

$$\Delta V = V_1 - V_2$$

$$= m \left[\left(\frac{1}{\rho_1} \right) - \left(\frac{1}{\rho_2} \right) \right]$$

$$\therefore \text{Volumetric strain} = \Delta V / V_1$$

$$= m \left[\left(\frac{1}{\rho_1} \right) - \left(\frac{1}{\rho_2} \right) \right] \times \left(\frac{\rho_1}{m} \right)$$

$$\Delta V / V_1 = 1 - (\rho_1 / \rho_2) \quad \dots\dots(i)$$

$$\text{Bulk modulus, } B = pV_1 / \Delta V$$

$$\Delta V / V_1 = p / B$$

$$\text{Compressibility of water} = (1/B) = 45.8 \times 10^{-11} \text{ Pa}^{-1}$$

$$\therefore \Delta V / V_1 = 80 \times 1.013 \times 10^5 \times 45.8 \times 10^{-11} = 3.71 \times 10^{-3} \quad \dots(ii)$$

For equations (i) and (ii), we get:

<https://www.indcareer.com/schools/ncert-solutions-for-11th-class-physics-chapter-9-mechanical-properties-of-solids/>

$$1 - (\rho_1/\rho_2) = 3.71 \times 10^{-3}$$

$$\rho_2 = 1.03 \times 10^3 / [1 - (3.71 \times 10^{-3})]$$

$$= 1.034 \times 10^3 \text{ kg m}^{-3}$$

Therefore, the density of water at the given depth (h) is $1.034 \times 10^3 \text{ kg m}^{-3}$.

9.14. Compute the fractional change in volume of a glass slab, when subjected to a hydraulic pressure of 10 atm.

Answer

Hydraulic pressure exerted on the glass slab, $p = 10 \text{ atm} = 10 \times 1.013 \times 10^5 \text{ Pa}$

Bulk modulus of glass, $B = 37 \times 10^9 \text{ Nm}^{-2}$

Bulk modulus, $B = p / (\Delta V/V)$

Where,

$\Delta V/V =$ Fractional change in volume

$$\therefore \Delta V/V = p / B$$

$$= 10 \times 1.013 \times 10^5 / (37 \times 10^9)$$

$$= 2.73 \times 10^{-5}$$

Hence, the fractional change in the volume of the glass slab is 2.73×10^{-5} .

NCERT 11th Physics Chapter 9, class 11 Physics chapter 9 solutions

9.15. Determine the volume contraction of a solid copper cube, 10 cm on an edge, when subjected to a hydraulic pressure of $7.0 \times 10^6 \text{ Pa}$.

<https://www.indcareer.com/schools/ncert-solutions-for-11th-class-physics-chapter-9-mechanical-properties-of-solids/>

Answer

Length of an edge of the solid copper cube, $l = 10 \text{ cm} = 0.1 \text{ m}$

Hydraulic pressure, $p = 7.0 \times 10^6 \text{ Pa}$

Bulk modulus of copper, $B = 140 \times 10^9 \text{ Pa}$

Bulk modulus, $B = p / (\Delta V/V)$

Where,

$\Delta V/V =$ Volumetric strain

$\Delta V =$ Change in volume

$V =$ Original volume.

$$\Delta V = pV / B$$

Original volume of the cube, $V = l^3$

$$\therefore \Delta V = pl^3 / B$$

$$= 7 \times 10^6 \times (0.1)^3 / (140 \times 10^9)$$

$$= 5 \times 10^{-8} \text{ m}^3 = 5 \times 10^{-2} \text{ cm}^3$$

Therefore, the volume contraction of the solid copper cube is $5 \times 10^{-2} \text{ cm}^3$.

NCERT 11th Physics Chapter 9, class 11 Physics chapter 9 solutions

9.16. How much should the pressure on a litre of water be changed to compress it by 0.10%?

Answer

Volume of water, $V = 1 \text{ L}$

<https://www.indcareer.com/schools/ncert-solutions-for-11th-class-physics-chapter-9-mechanical-properties-of-solids/>

It is given that water is to be compressed by 0.10%.

$$\therefore \text{Fractional change, } \Delta V / V = 0.1 / (100 \times 1) = 10^{-3}$$

$$\text{Bulk modulus, } B = \rho / (\Delta V / V)$$

$$\rho = B \times (\Delta V / V)$$

$$\text{Bulk modulus of water, } B = 2.2 \times 10^9 \text{ Nm}^{-2}$$

$$\rho = 2.2 \times 10^9 \times 10^{-3} = 2.2 \times 10^6 \text{ Nm}^{-2}$$

Therefore, the pressure on water should be $2.2 \times 10^6 \text{ Nm}^{-2}$.

NCERT 11th Physics Chapter 9, class 11 Physics chapter 9 solutions

Additional Exercises

9.17. Anvils made of single crystals of diamond, with the shape as shown in Fig. 9.14, are used to investigate behaviour of materials under very high pressures. Flat faces at the narrow end of the anvil have a diameter of 0.50 mm, and the wide ends are subjected to a compressional force of 50,000 N. What is the pressure at the tip of the anvil?

<https://www.indcareer.com/schools/ncert-solutions-for-11th-class-physics-chapter-9-mechanical-properties-of-solids/>

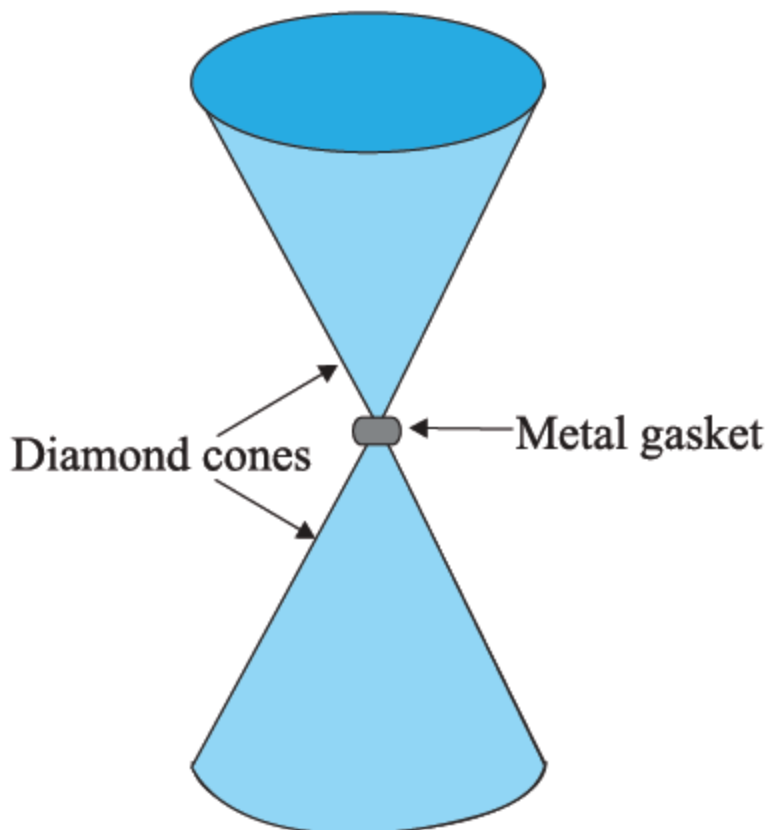


Fig. 9.14

Diameter of the cones at the narrow ends, $d = 0.50 \text{ mm} = 0.5 \times 10^{-3} \text{ m}$

Radius, $r = d/2 = 0.25 \times 10^{-3} \text{ m}$

Compressional force, $F = 50000 \text{ N}$

Pressure at the tip of the anvil:

$$P = \text{Force} / \text{Area} = 50000 / \pi(0.25 \times 10^{-3})^2$$

$$= 2.55 \times 10^{11} \text{ Pa}$$

Therefore, the pressure at the tip of the anvil is $2.55 \times 10^{11} \text{ Pa}$.

<https://www.indcareer.com/schools/ncert-solutions-for-11th-class-physics-chapter-9-mechanical-properties-of-solids/>

9.18. A rod of length 1.05 m having negligible mass is supported at its ends by two wires of steel (wire A) and aluminium (wire B) of equal lengths as shown in Fig. 9.15. The cross-sectional areas of wires A and B are 1.0 mm^2 and 2.0 mm^2 , respectively. At what point along the rod should a mass m be suspended in order to produce (a) equal stresses and (b) equal strains in both steel and aluminium wires.

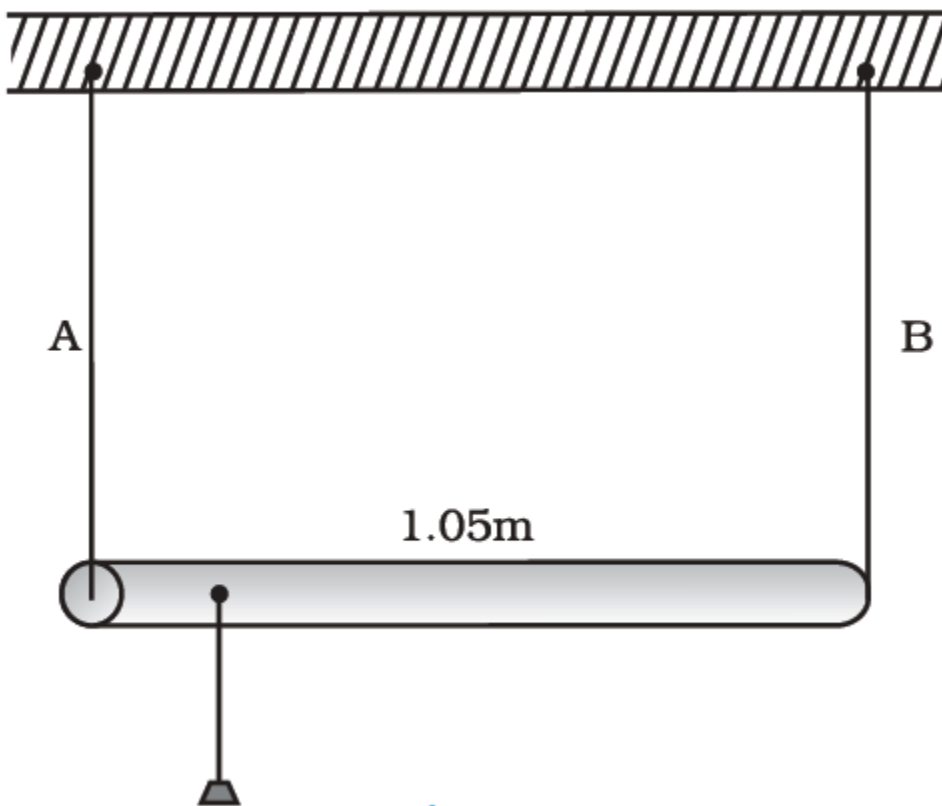


Fig. 9.15

Answer

Cross-sectional area of wire **A**, $a_1 = 1.0 \text{ mm}^2 = 1.0 \times 10^{-6} \text{ m}^2$

Cross-sectional area of wire **B**, $a_2 = 2.0 \text{ mm}^2 = 2.0 \times 10^{-6} \text{ m}^2$

<https://www.indcareer.com/schools/ncert-solutions-for-11th-class-physics-chapter-9-mechanical-properties-of-solids/>

Young's modulus for steel, $Y_1 = 2 \times 10^{11} \text{ Nm}^{-2}$

Young's modulus for aluminium, $Y_2 = 7.0 \times 10^{10} \text{ Nm}^{-2}$

(a) Let a small mass m be suspended to the rod at a distance y from the end where wire A is attached.

Stress in the wire = Force / Area = F / a

If the two wires have equal stresses, then:

$$F_1 / a_1 = F_2 / a_2$$

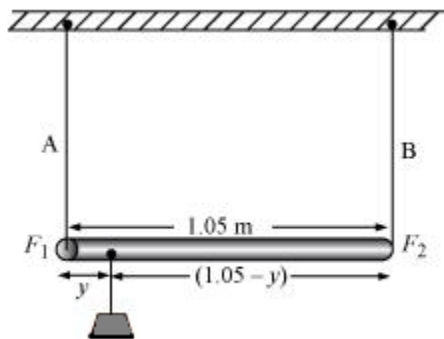
Where,

F_1 = Force exerted on the steel wire

F_2 = Force exerted on the aluminum wire

$$F_1 / F_2 = a_1 / a_2 = 1 / 2 \quad \dots\text{(i)}$$

The situation is shown in the following figure:



Taking torque about the point of suspension, we have:

$$F_1 y = F_2 (1.05 - y)$$

$$F_1 / F_2 = (1.05 - y) / y \quad \dots\text{(ii)}$$

<https://www.indcareer.com/schools/ncert-solutions-for-11th-class-physics-chapter-9-mechanical-properties-of-solids/>

Using equations **(i)** and **(ii)**, we can write:

$$(1.05 - y) / y = 1 / 2$$

$$2(1.05 - y) = y$$

$$y = 0.7 \text{ m}$$

In order to produce an equal stress in the two wires, the mass should be suspended at a distance of 0.7 m from the end where wire **A** is attached.

(b) Young's modulus = Stress / Strain

$$\text{Strain} = \text{Stress} / \text{Young's modulus} = (F/a) / Y$$

If the strain in the two wires is equal, then:

$$(F_1/a_1) / Y_1 = (F_2/a_2) / Y_2$$

$$F_1 / F_2 = a_1 Y_1 / a_2 Y_2$$

$$a_1 / a_2 = 1/2$$

$$F_1 / F_2 = (1 / 2) (2 \times 10^{11} / 7 \times 10^{10}) = 10 / 7 \quad \text{.....(iii)}$$

Taking torque about the point where mass m , is suspended at a distance y_1 from the side where wire **A** attached, we get:

$$F_1 y_1 = F_2 (1.05 - y_1)$$

$$F_1 / F_2 = (1.05 - y_1) / y_1 \quad \text{....(iii)}$$

Using equations **(iii)** and **(iv)**, we get:

$$(1.05 - y_1) / y_1 = 10 / 7$$

$$7(1.05 - y_1) = 10y_1$$

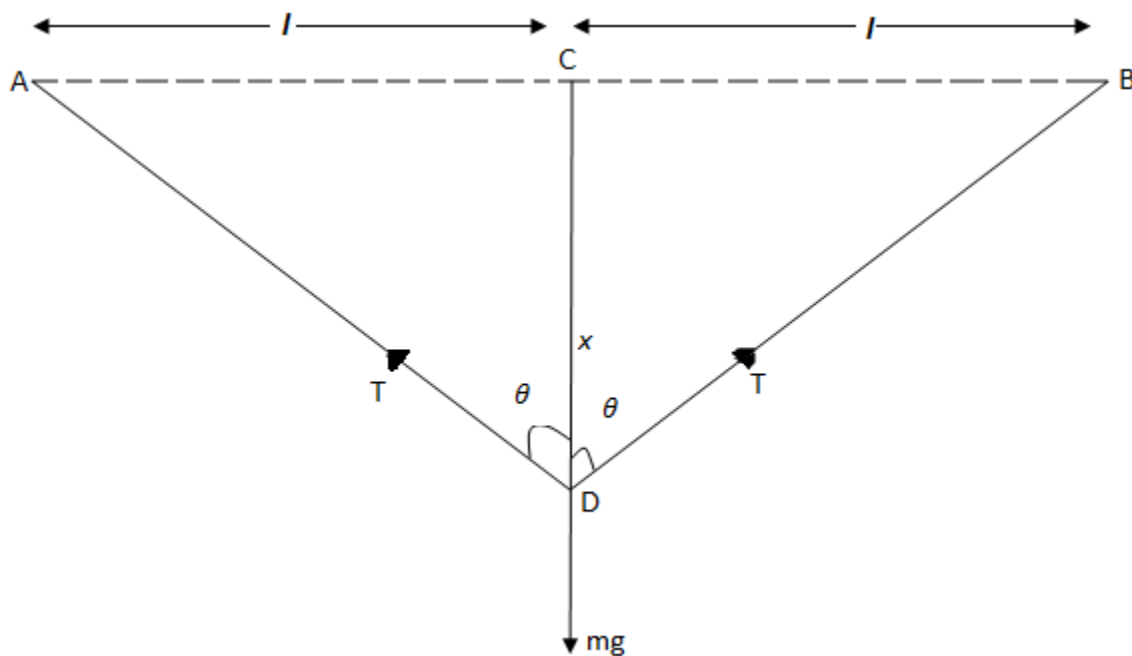
$$y_1 = 0.432 \text{ m}$$

<https://www.indcareer.com/schools/ncert-solutions-for-11th-class-physics-chapter-9-mechanical-properties-of-solids/>

In order to produce an equal strain in the two wires, the mass should be suspended at a distance of 0.432 m from the end where wire A is attached.

9.19. A mild steel wire of length 1.0 m and cross-sectional area $0.50 \times 10^{-2} \text{ cm}^2$ is stretched, well within its elastic limit, horizontally between two pillars. A mass of 100 g is suspended from the mid-point of the wire. Calculate the depression at the midpoint.

Answer



From the above figure,

Let x be the depression at the mid point i.e. $CD = x$.

In fig.,

$$AC = CB = l = 0.5 \text{ m} ;$$

$$m = 100 \text{ g} = 0.100 \text{ Kg}$$

<https://www.indcareer.com/schools/ncert-solutions-for-11th-class-physics-chapter-9-mechanical-properties-of-solids/>

$$AD = BD = (l^2 + x^2)^{1/2}$$

Increase in length, $\Delta l = AD + DB - AB = 2AD - AB$

$$= 2(l^2 + x^2)^{1/2} - 2l = 2l\left(1 + \frac{x^2}{l^2}\right) - 2l = 2l\left[1 + \frac{x^2}{2l^2}\right] - 2l = \frac{x^2}{l}$$

$$\therefore \text{Strain} = \frac{\Delta l}{2l} = \frac{x^2}{2l^2}$$

If T is the tension in the wire, then

$$2 T \cos \theta = mg$$

$$\text{Or, } T = \frac{mg}{2 \cos \theta}$$

$$\text{Here, } \cos \theta = \frac{x}{(l^2 + x^2)^{1/2}} = \frac{x}{l\left(1 + \frac{x^2}{l^2}\right)^{1/2}} = \frac{x}{l\left(1 + \frac{1}{2} \frac{x^2}{l^2}\right)}$$

$$\text{As, } x \ll l, \text{ so } 1 \gg \frac{1}{2} \frac{x^2}{l^2} \text{ and } 1 + \frac{1}{2} \frac{x^2}{l^2} \approx 1 \therefore \cos \theta = \frac{x}{l}$$

$$\text{Hence, } T = \frac{mg}{2 \left(\frac{x}{l}\right)} = \frac{mgl}{2x}$$

$$\text{Stress} = \frac{T}{A} = \frac{mgl}{2Ax}$$

$$Y = \frac{\text{stress}}{\text{strain}} = \frac{mgl}{2Ax} \times \frac{2l^2}{x^2} = \frac{mgl^3}{Ax^3}$$

$$x = l \left[\frac{mg}{YA} \right]^{1/3} = 0.5 \left[\frac{0.1 \times 10}{20 \times 10^{11} \times 0.5 \times 10^{-6}} \right]^{1/3} = 1.074 \times 10^{-2} \text{ m}$$

$$= 1.074 \text{ m}$$

9.20. Two strips of metal are riveted together at their ends by four rivets, each of diameter 6.0 mm. What is the maximum

<https://www.indcareer.com/schools/ncert-solutions-for-11th-class-physics-chapter-9-mechanical-properties-of-solids/>

tension that can be exerted by the riveted strip if the shearing stress on the rivet is not to exceed 6.9×10^7 Pa? Assume that each rivet is to carry one quarter of the load.

Answer

Diameter of the metal strip, $d = 6.0 \text{ mm} = 6.0 \times 10^{-3} \text{ m}$

Radius, $r = d/2 = 3 \times 10^{-3} \text{ m}$

Maximum shearing stress = $6.9 \times 10^7 \text{ Pa}$

Maximum stress = Maximum load or force / Area

Maximum force = Maximum stress \times Area

$$= 6.9 \times 10^7 \times \pi \times (r)^2$$

$$= 6.9 \times 10^7 \times \pi \times (3 \times 10^{-3})^2$$

$$= 1949.94 \text{ N}$$

Each rivet carries one quarter of the load.

$$\therefore \text{Maximum tension on each rivet} = 4 \times 1949.94 = 7799.76 \text{ N.}$$

9.21. The Marina trench is located in the Pacific Ocean, and at one place it is nearly eleven km beneath the surface of water. The water pressure at the bottom of the trench is about 1.1×10^8 Pa. A steel ball of initial volume 0.32 m^3 is dropped into the ocean and falls to the bottom of the trench. What is the change in the volume of the ball when it reaches to the bottom?

Answer

Water pressure at the bottom, $p = 1.1 \times 10^8 \text{ Pa}$

Initial volume of the steel ball, $V = 0.32 \text{ m}^3$

<https://www.indcareer.com/schools/ncert-solutions-for-11th-class-physics-chapter-9-mechanical-properties-of-solids/>

Bulk modulus of steel, $B = 1.6 \times 10^{11} \text{ Nm}^{-2}$

The ball falls at the bottom of the Pacific Ocean, which is 11 km beneath the surface.

Let the change in the volume of the ball on reaching the bottom of the trench be ΔV .

Bulk modulus, $B = p / (\Delta V/V)$

$$\Delta V = B / pV$$

$$= 1.1 \times 10^8 \times 0.32 / (1.6 \times 10^{11}) = 2.2 \times 10^{-4} \text{ m}^3$$

Therefore, the change in volume of the ball on reaching the bottom of the trench is $2.2 \times 10^{-4} \text{ m}^3$.



Chapterwise NCERT Solutions for Class 11 Physics:

- Chapter 1-Physical World
- Chapter 2-Units and Measurements
- Chapter 3-Motion In A Straight Line
- Chapter 4-Motion In A Plane
- Chapter 5-Laws Of Motion
- Chapter 6-Work, Energy And Power
- Chapter 7-System Of Particles And Rotational Motion
- Chapter 8-Gravitation
- Chapter 9-Mechanical properties of Solids
- Chapter 10-Mechanical Properties of Fluids
- Chapter 11-Thermal Properties of Matter
- Chapter 12-Thermodynamics
- Chapter 13-Kinetic Theory
- Chapter 14-Oscillations
- Chapter 15-Wave

<https://www.indcareer.com/schools/ncert-solutions-for-11th-class-physics-chapter-9-mechanical-properties-of-solids/>

About NCERT

The National Council of Educational Research and Training is an autonomous organization of the Government of India which was established in 1961 as a literary, scientific, and charitable Society under the Societies Registration Act. The major objectives of NCERT and its constituent units are to: undertake, promote and coordinate research in areas related to school education; prepare and publish model textbooks, supplementary material, newsletters, journals and develop educational kits, multimedia digital materials, etc.

Organise pre-service and in-service training of teachers; develop and disseminate innovative educational techniques and practices; collaborate and network with state educational departments, universities, NGOs and other educational institutions; act as a clearing house for ideas and information in matters related to school education; and act as a nodal agency for achieving the goals of Universalisation of Elementary Education.

Its headquarters are located at Sri Aurobindo Marg in New Delhi.

[Visit the Official NCERT website](#) to learn more.

<https://www.indcareer.com/schools/ncert-solutions-for-11th-class-physics-chapter-9-mechanical-properties-of-solids/>