


Class 6 - Chapter 17 Symmetry



RD Sharma Solutions for Class 6 Maths Chapter 17–Symmetry

Class 6: Maths Chapter 17 solutions. Complete Class 6 Maths Chapter 17 Notes.

RD Sharma Solutions for Class 6 Maths Chapter 17–Symmetry

RD Sharma 6th Maths Chapter 17, Class 6 Maths Chapter 17 solutions


Exercise 17.1 page: 17.4

1. List any four symmetrical objects from your phone or school. Also, mention the line of symmetry.


<https://www.indcareer.com/schools/rd-sharma-solutions-for-class-6-maths-chapter-17-symmetry/>



Solution:



(i) A gate



(ii) A green board



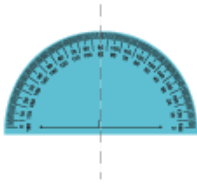
(iii) A pair of spectacles



(vi) A glass

2. Identify the symmetrical instruments from your mathematical instrument box.

Solution:



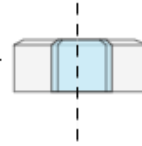
(i) A protractor



(ii) A divider



(iii) A ruler scale



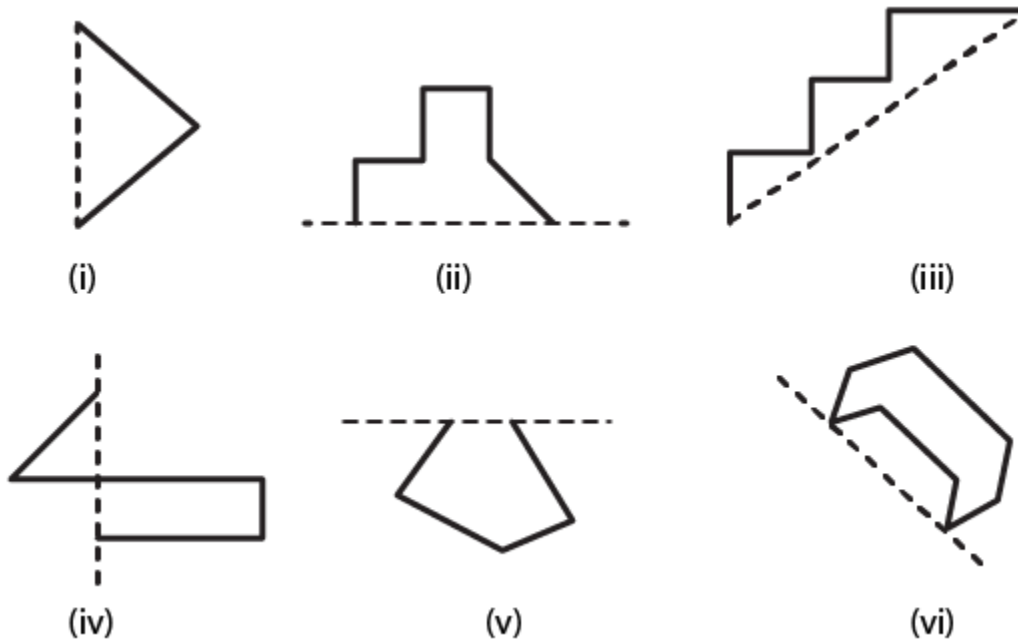
(vi) A glass



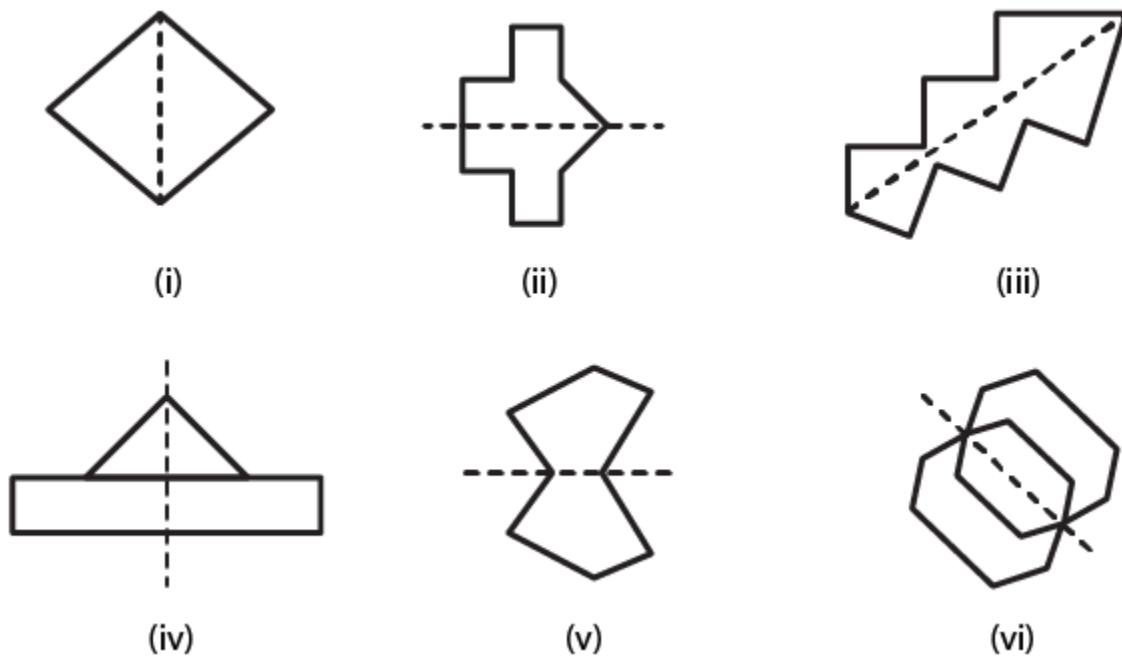
(v) A pencil

3. Copy each of the following on a squared paper and compute them in such a way that the dotted line is the line of symmetry.

<https://www.indcareer.com/schools/rd-sharma-solutions-for-class-6-maths-chapter-17-symmetry/>



Solution:



Exercise 17.2 page: 17.5

<https://www.indcareer.com/schools/rd-sharma-solutions-for-class-6-maths-chapter-17-symmetry/>

1. Find the number of lines of symmetry in each of the following shapes.



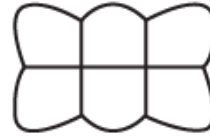
(i)



(ii)



(iii)

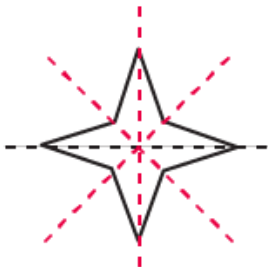


(iv)

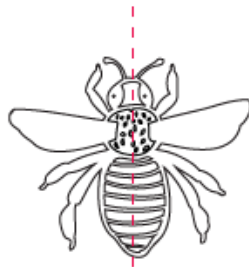


(v)

Solution:



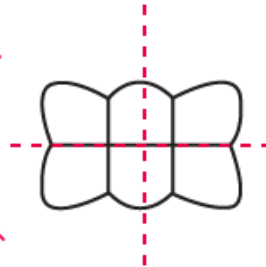
(i)



(ii)



(iii)

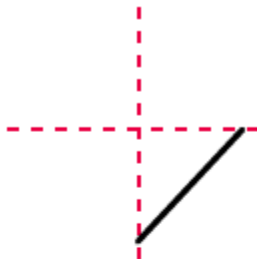


(iv)



(v)

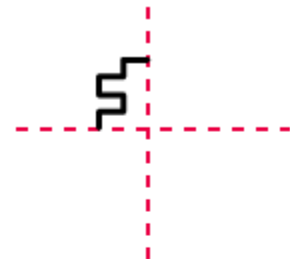
2. Copy the following drawings on squared paper and complete each one of them in such a way that resulting figure has two dotted lines as two lines of symmetry:



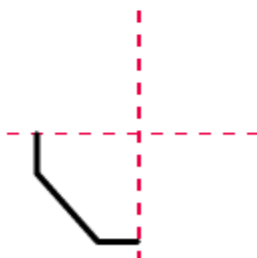
(i)



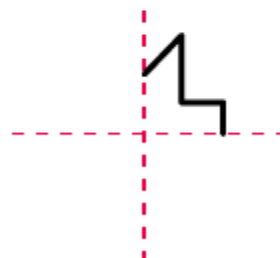
(ii)



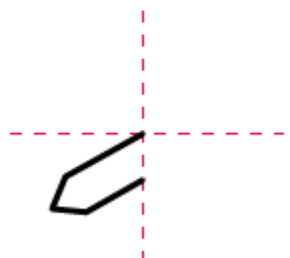
(iii)



(iv)

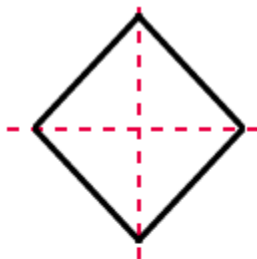


(v)

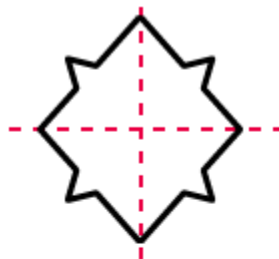


(vi)

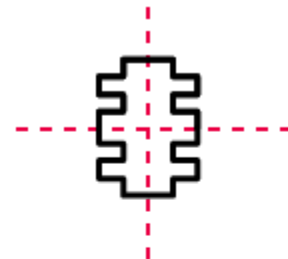
Solution:



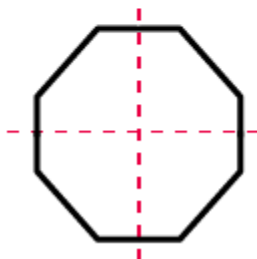
(i)



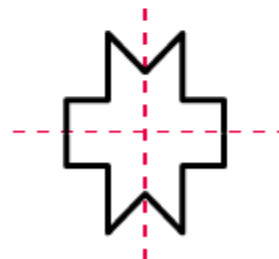
(ii)



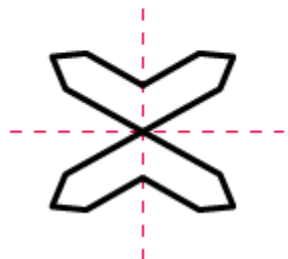
(iii)



(iv)



(v)



(vi)

Exercise 17.3 page: 17.11

<https://www.indcareer.com/schools/rd-sharma-solutions-for-class-6-maths-chapter-17-symmetry/>

1. Complete the following table:

Solution:

2. Consider the English alphabets A to Z. List among them the letters which have

(i) vertical line of symmetry. (like A)

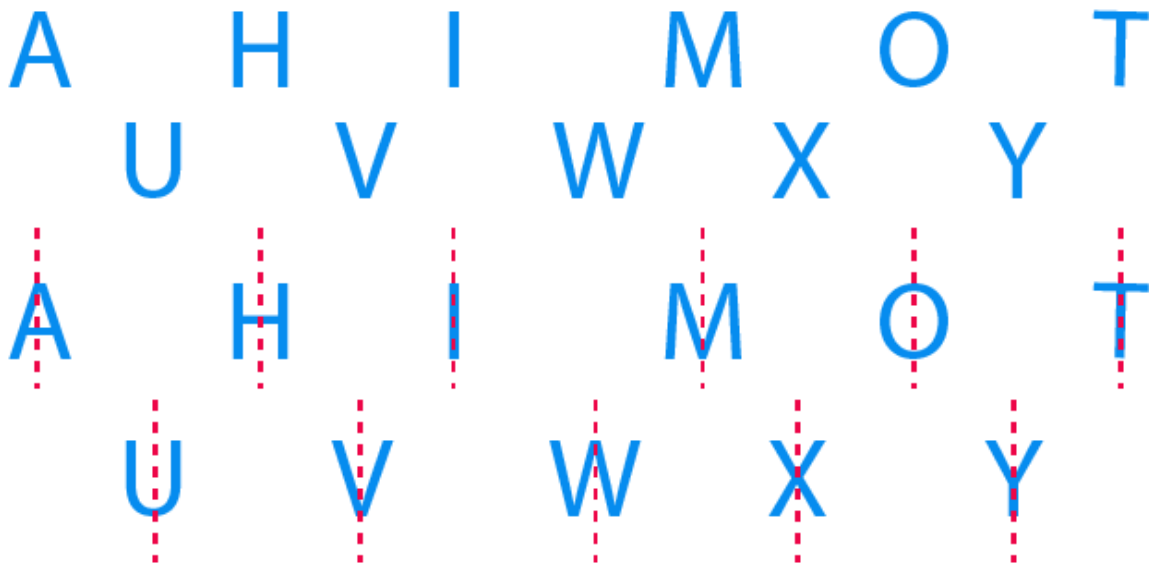
(ii) horizontal lines of symmetry. (like B)

(iii) vertical and horizontal lines of symmetry. (like I)

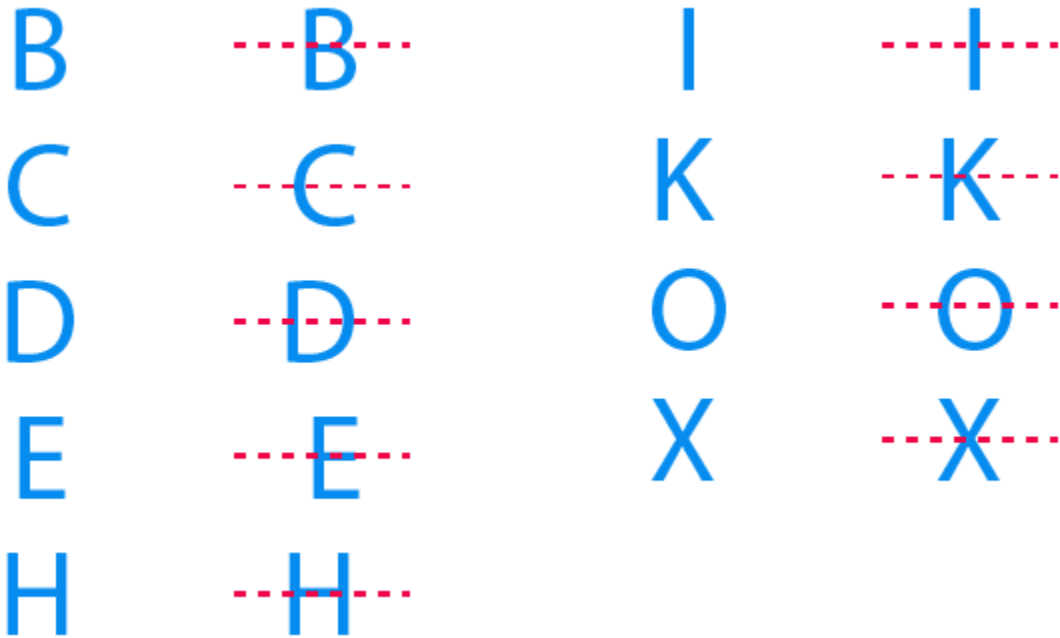
(iv) no line of symmetry. (like Q)

Solution:

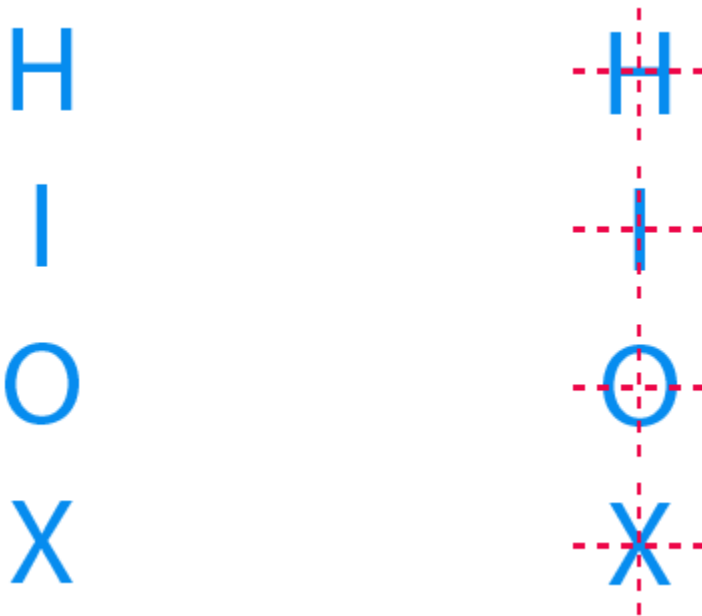
(i) Vertical line of symmetry. (like A)



(ii) Horizontal lines of symmetry. (like B)



(iii) Vertical and horizontal lines of symmetry. (like I)



(iv) No line of symmetry. (like Q)

<https://www.indcareer.com/schools/rd-sharma-solutions-for-class-6-maths-chapter-17-symmetry/>

F, G, J, L, N, P, Q, R, S, Z

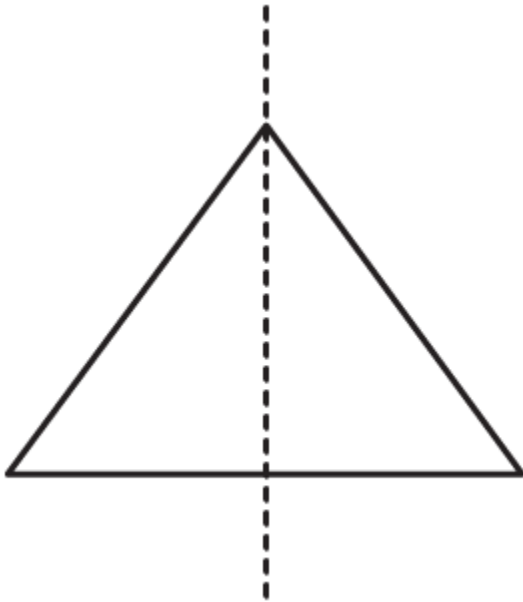
3. Can you draw a triangle having:

- (i) exactly one line of symmetry
- (ii) exactly two lines of symmetry.
- (iii) three lines of symmetry.
- (iv) no line of symmetry.

Solution:

(i) Exactly one line of symmetry.

Yes, an isosceles triangle.



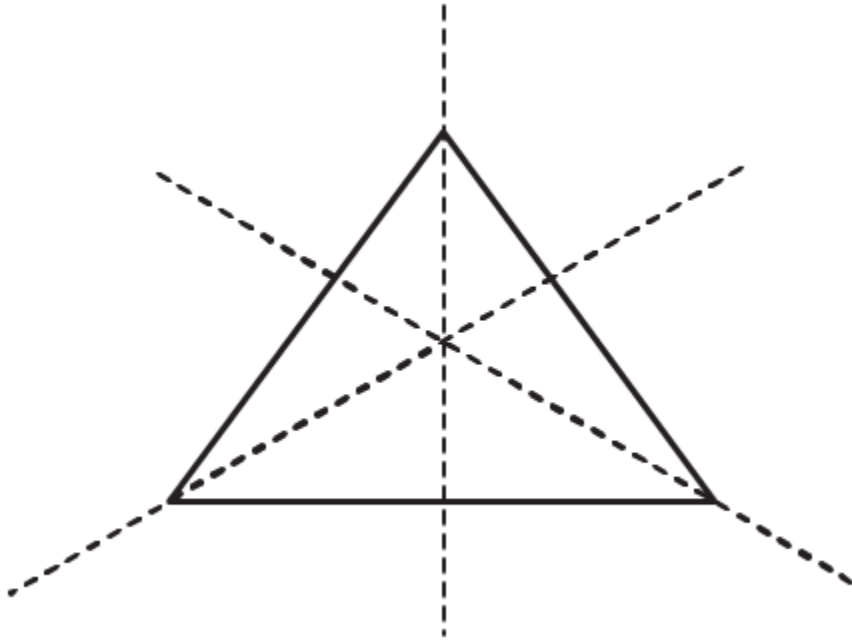
(ii) Exactly two lines of symmetry.

No.

<https://www.indcareer.com/schools/rd-sharma-solutions-for-class-6-maths-chapter-17-symmetry/>

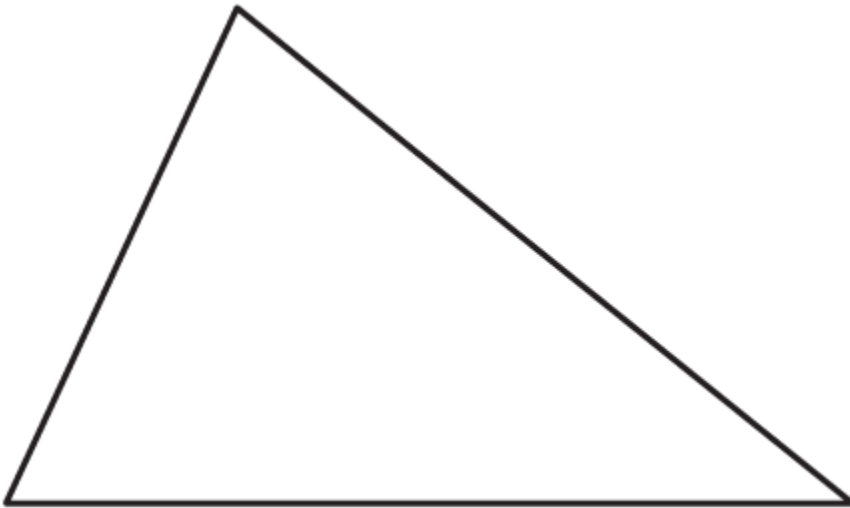
(iii) Three lines of symmetry.

Yes, an equilateral triangle.



(iv) No line of symmetry.

Yes, a scalene triangle.

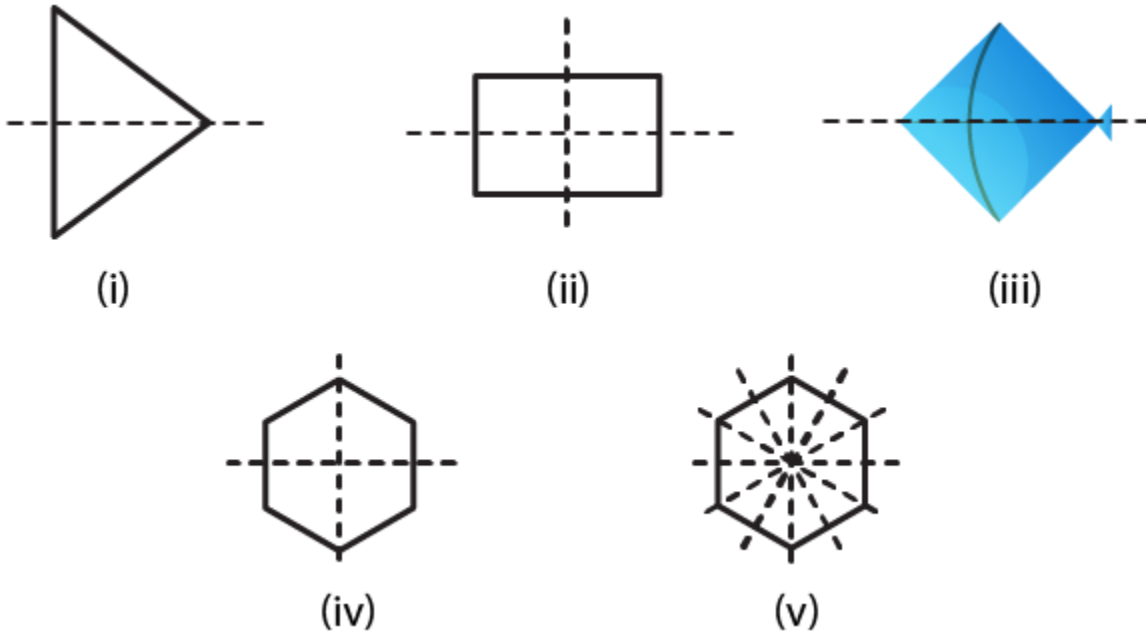


<https://www.indcareer.com/schools/rd-sharma-solutions-for-class-6-maths-chapter-17-symmetry/>

4. On a squared paper, sketch the following:

- (i) A triangle with a horizontal line of symmetry but no vertical line of symmetry.
- (ii) A quadrilateral with both horizontal and vertical lines of symmetry.
- (iii) A quadrilateral with a horizontal line of symmetry but no vertical line of symmetry.
- (iv) A hexagon with exactly two lines of symmetry.
- (v) A hexagon with six lines of symmetry.

Solution:



5. Draw neat diagrams solving the line (or lines) of symmetry and give the specific name to the quadrilateral having:

- (i) only one line of symmetry. How many such quadrilaterals are there?
- (ii) its diagonals as the only lines of symmetry.
- (iii) two lines of symmetry other than diagonals.
- (iv) more than two lines of symmetry.

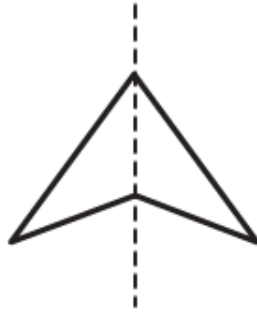
<https://www.indcareer.com/schools/rd-sharma-solutions-for-class-6-maths-chapter-17-symmetry/>

Solution:

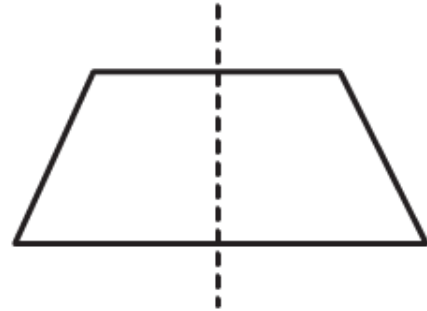
(i) Only one line of symmetry.



Kite

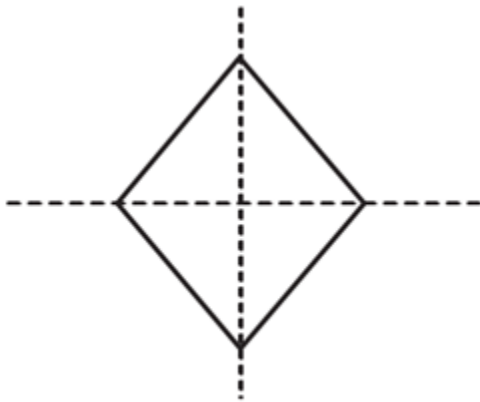


Arrow head



Isosceles triangle

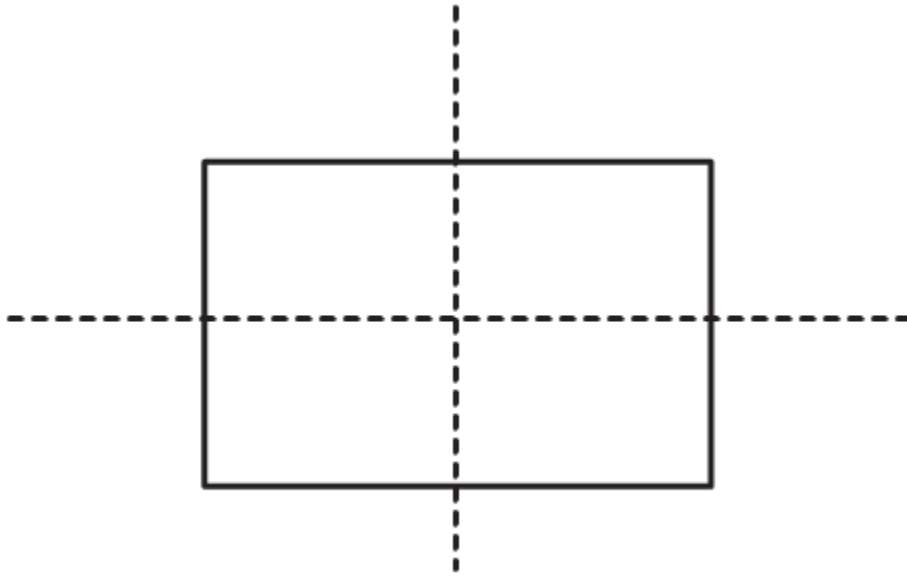
(ii) Diagonals as the only lines of symmetry.



Rhombus

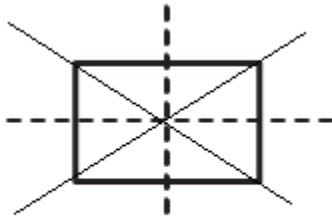
(iii) Two lines of symmetry other than diagonals.

<https://www.indcareer.com/schools/rd-sharma-solutions-for-class-6-maths-chapter-17-symmetry/>



Rectangle

(iv) More than two lines of symmetry.



Square

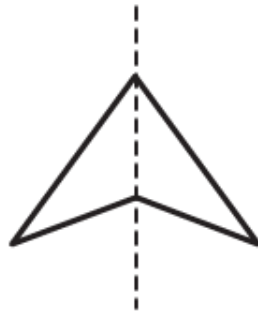
6. Write the specific names of all the three quadrilaterals which have only one line of symmetry.

Solution:

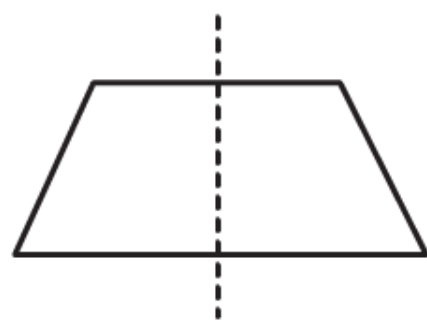
<https://www.indcareer.com/schools/rd-sharma-solutions-for-class-6-maths-chapter-17-symmetry/>



Kite

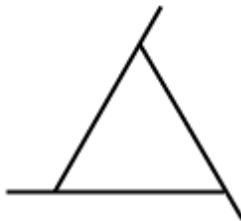


Arrow head

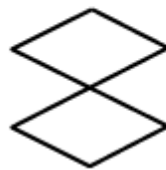


Isosceles triangle

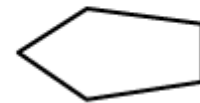
7. Trace each of the following figures and draw the lines of symmetry, if any:



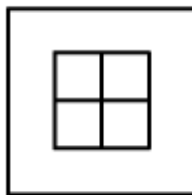
(i)



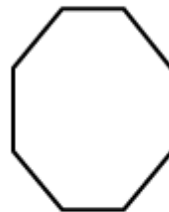
(ii)



(iii)



(iv)

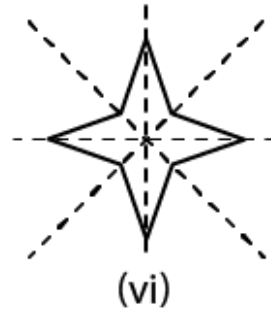
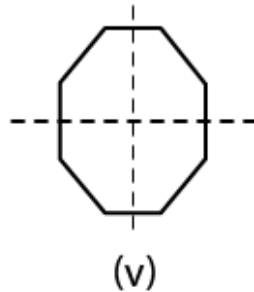
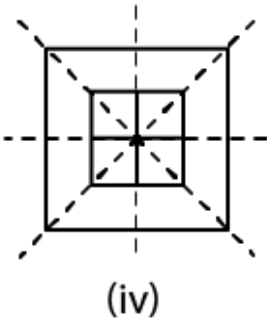
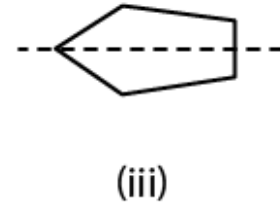
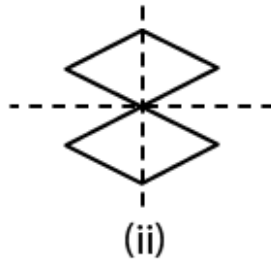
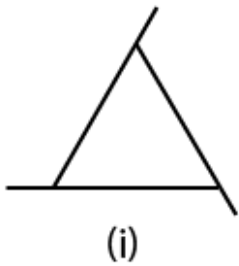


(v)



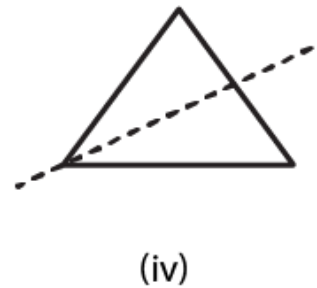
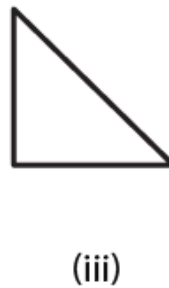
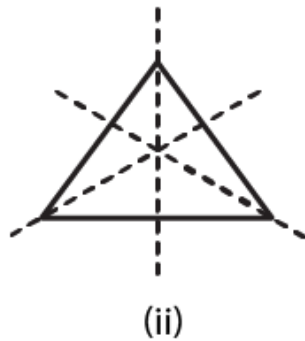
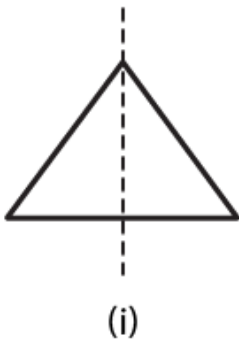
(vi)

Solution:



8. On squared paper copy the triangle in each of the following figures. In each case draw the line(s) of symmetry if any and identify the type of the triangle.

Solution:



(i) It is an isosceles triangle having only one line of symmetry.


(ii) It is an equilateral triangle having three lines of symmetry.

(iii) It is a right angled triangle having no line of symmetry.

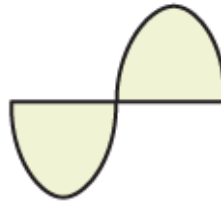
(iv) It is an isosceles triangle having one line of symmetry.

<https://www.indcareer.com/schools/rd-sharma-solutions-for-class-6-maths-chapter-17-symmetry/>

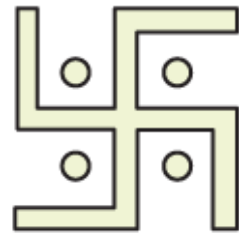
9. Find the lines of symmetry for each of the following shapes:



(i)



(ii)



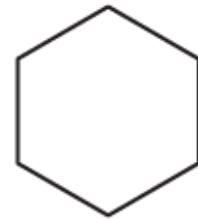
(iii)



(iv)



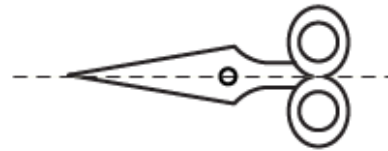
(v)



(vi)

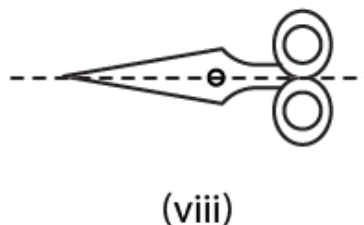
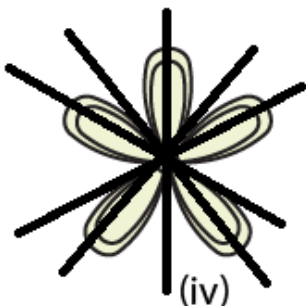
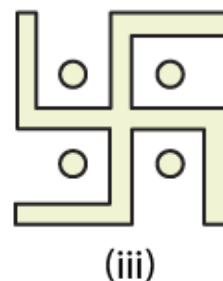
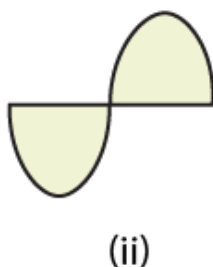
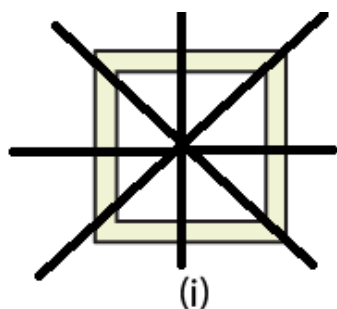


(vii)



(viii)

Solution:



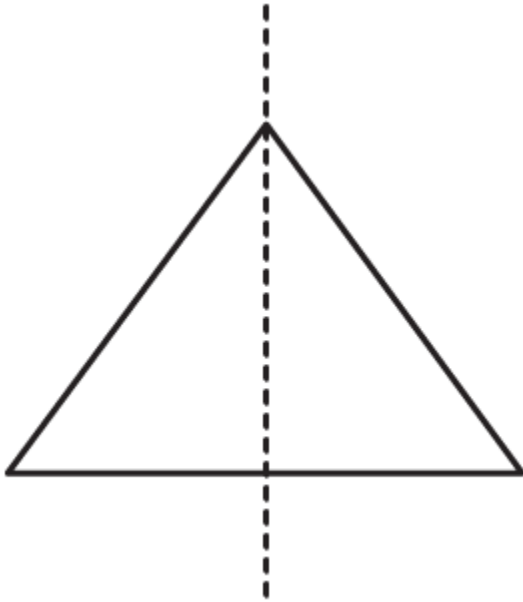
10. State whether the following statements are true or false:

- (i) A right-angled triangle can have at most one line of symmetry.
- (ii) An isosceles triangle with more than one line of symmetry must be an equilateral triangle.
- (iii) A pentagon with one line of symmetry can be drawn.
- (iv) A pentagon with more than one line of symmetry must be regular.
- (v) A hexagon with line of symmetry can be drawn.
- (vi) A hexagon with more than two lines of symmetry must be regular.

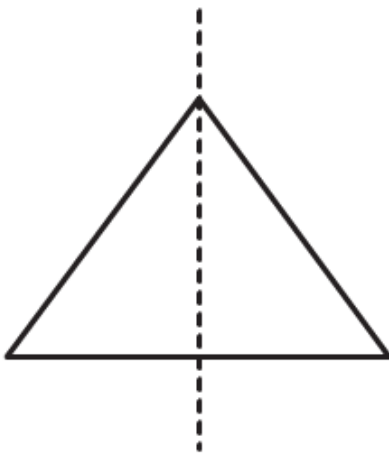
Solution:

<https://www.indcareer.com/schools/rd-sharma-solutions-for-class-6-maths-chapter-17-symmetry/>

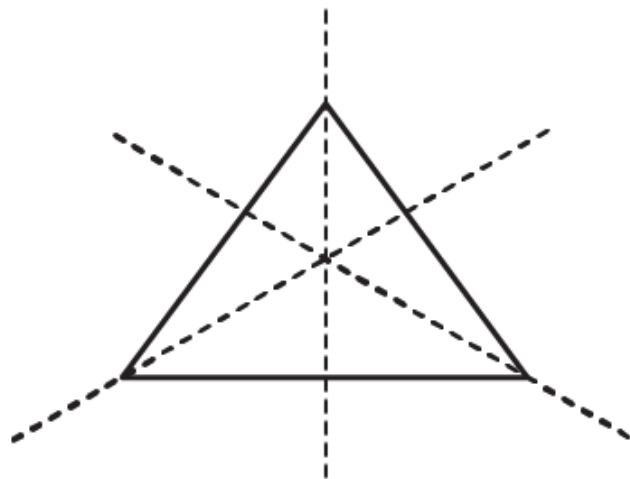
(i) True



(ii) True



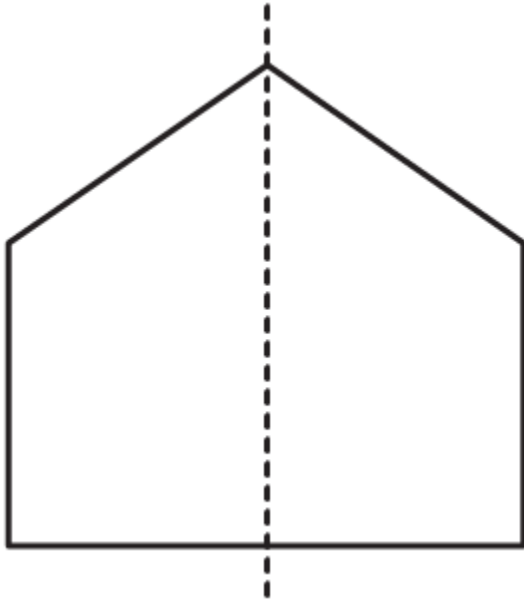
Isosceles triangle



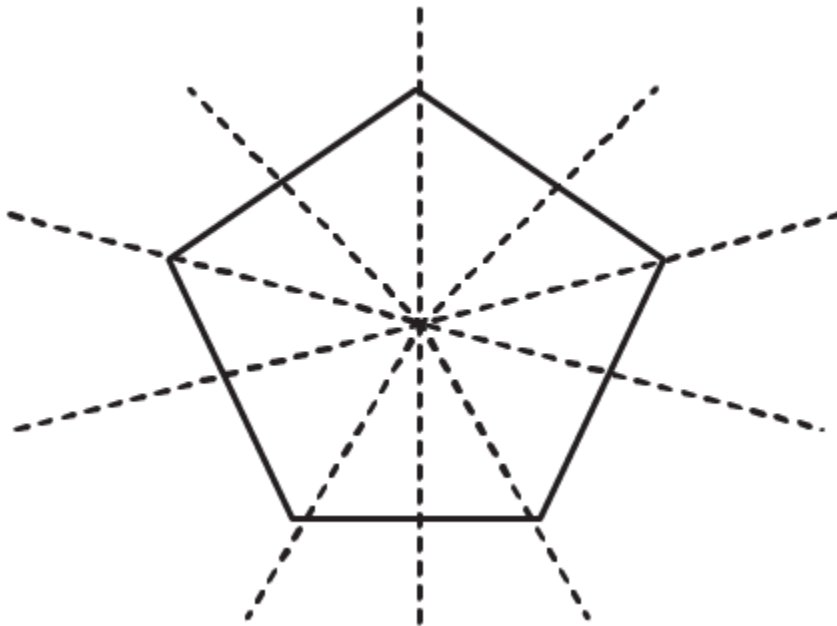
Equilateral triangle

(iii) True

<https://www.indcareer.com/schools/rd-sharma-solutions-for-class-6-maths-chapter-17-symmetry/>

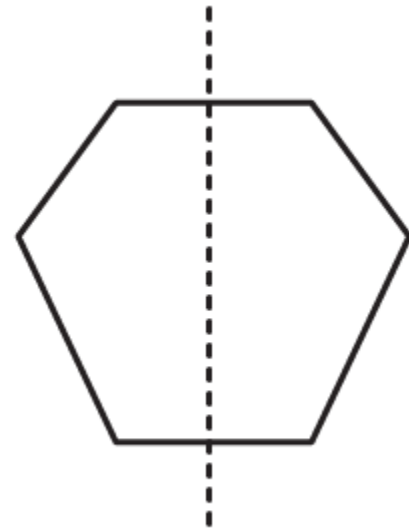
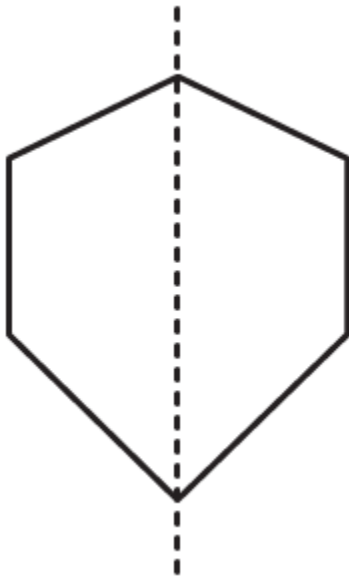


(iv) True

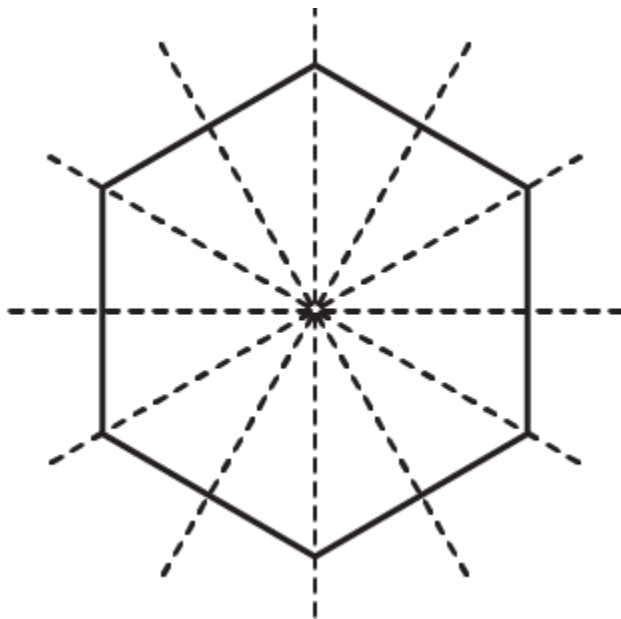


(v) True

<https://www.indcareer.com/schools/rd-sharma-solutions-for-class-6-maths-chapter-17-symmetry/>



(vi) True



Objective Type Questions page: 17.14

Mark the correct alternative in each of the following:

1. The total number of lines of symmetry of a scalene triangle is

<https://www.indcareer.com/schools/rd-sharma-solutions-for-class-6-maths-chapter-17-symmetry/>

- (a) 1
- (b) 2
- (c) 3
- (d) None of these

Solution:

The option (d) is the correct answer.

The total number of lines of symmetry of a scalene triangle is 0.

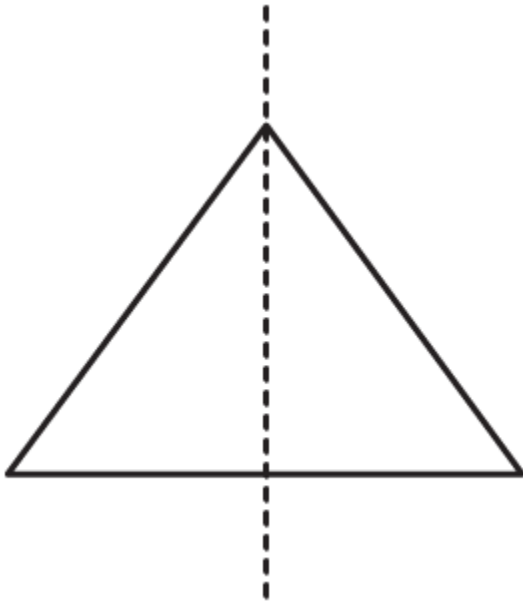
2. The total number of lines of symmetry of an isosceles triangle is

- (a) 1
- (b) 2
- (c) 3
- (d) None of these

Solution:

The option (a) is the correct answer.

The total number of lines of symmetry of an isosceles triangle is 1.



3. An equilateral triangle is symmetrical about each of its

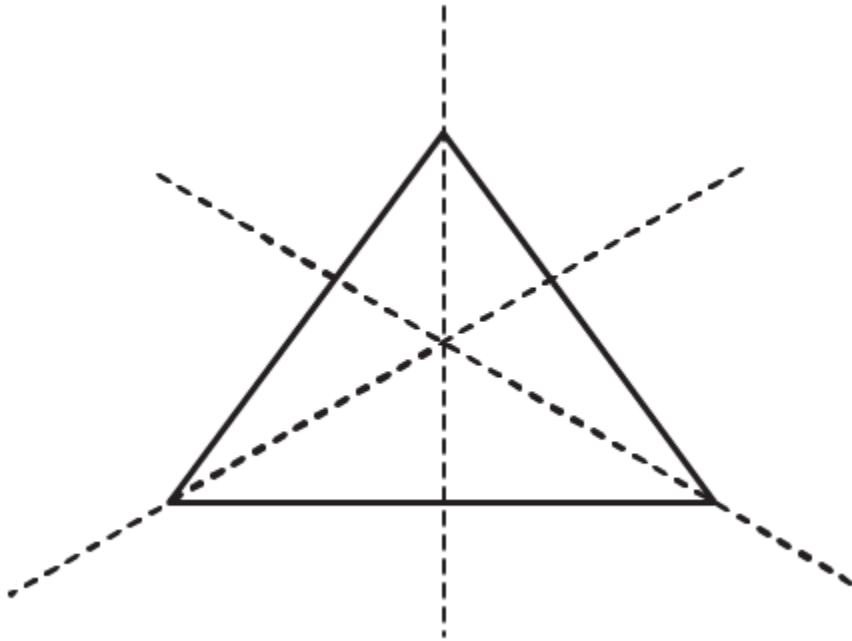
- (a) altitudes
- (b) medians
- (c) angle bisectors
- (d) all the above

Solution:

The option (d) is the correct answer.

An equilateral triangle is symmetrical about each of its altitudes, angle bisectors and medians.

<https://www.indcareer.com/schools/rd-sharma-solutions-for-class-6-maths-chapter-17-symmetry/>



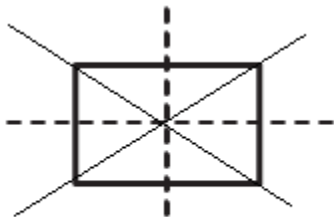
4. The total number of lines of symmetry of a square is

- (a) 1
- (b) 2
- (c) 3
- (d) 4

Solution:

The option (d) is the correct answer.

The total number of lines of symmetry of a square is 4.



Square

<https://www.indcareer.com/schools/rd-sharma-solutions-for-class-6-maths-chapter-17-symmetry/>

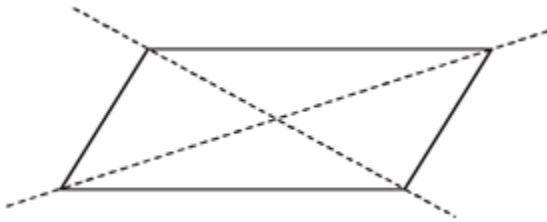
5. A rhombus is symmetrical about

- (a) each of its diagonals
- (b) the line joining the mid-points of its opposite sides
- (c) perpendicular bisectors of each of its sides
- (d) none of these

Solution:

The option (a) is the correct answer.

A rhombus is symmetrical about each of its diagonals.



6. The number of lines of symmetry of a rectangle is

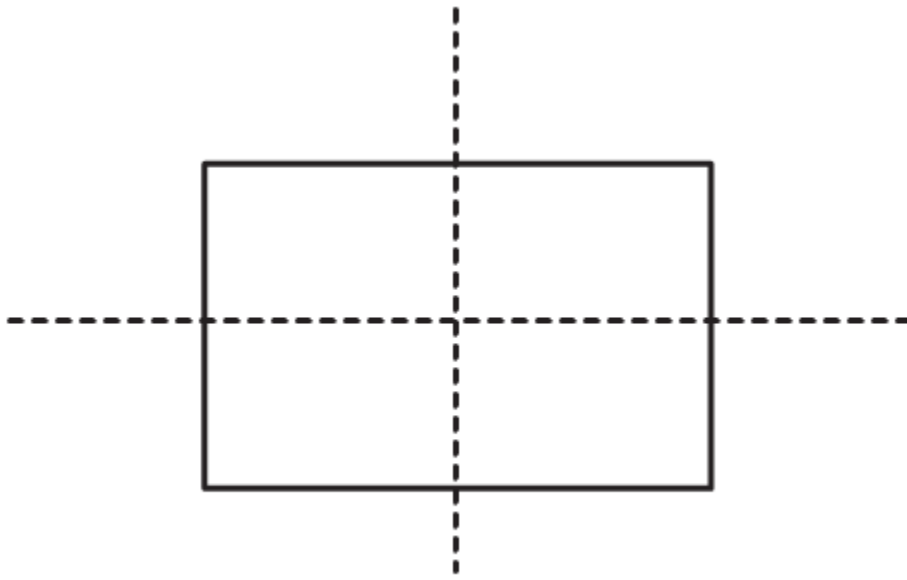
- (a) 0
- (b) 2
- (c) 4
- (d) 1

Solution:

The option (b) is the correct answer.

The number of lines of symmetry of a rectangle is 2.

<https://www.indcareer.com/schools/rd-sharma-solutions-for-class-6-maths-chapter-17-symmetry/>



Rectangle

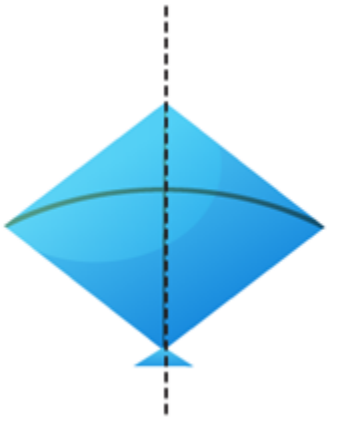
7. The number of lines of symmetry of a kite is

- (a) 0
- (b) 1
- (c) 2
- (d) 3

Solution:

The option (b) is the correct answer.

The number of lines of symmetry of a kite is 1.



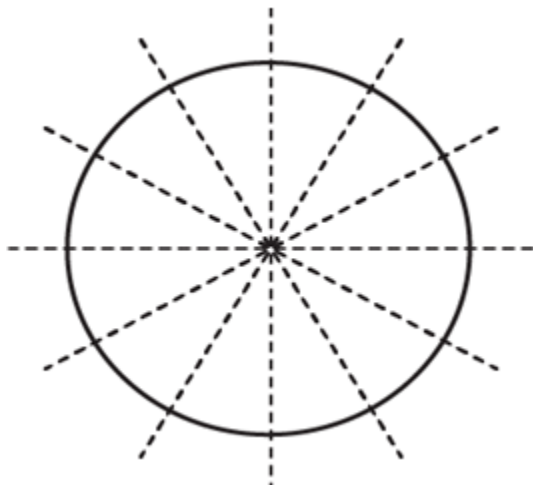
8. The number of lines of symmetry of a circle is

- (a) 0
- (b) 1
- (c) 4
- (d) unlimited

Solution:

The option (d) is the correct answer.

The number of lines of symmetry of a circle is unlimited.



9. The number of lines of symmetry of a regular hexagon is

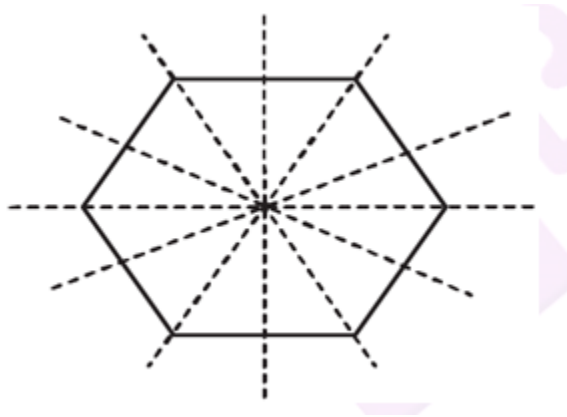
<https://www.indcareer.com/schools/rd-sharma-solutions-for-class-6-maths-chapter-17-symmetry/>

- (a) 1
- (b) 3
- (c) 6
- (d) 8

Solution:

The option (c) is the correct answer.

The number of lines of symmetry of a regular hexagon is 6.



10. The number of lines of symmetry of an n-sided regular polygon is

- (a) n
- (b) 2n
- (c) $n/2$
- (d) none of these

Solution:

The option (a) is the correct answer.

The number of lines of symmetry of an n-sided regular polygon is n.

11. The number of lines of symmetry of the letter O of the English alphabet is

<https://www.indcareer.com/schools/rd-sharma-solutions-for-class-6-maths-chapter-17-symmetry/>

(a) 0

(b) 1

(c) 2

(d) 3

Solution:

The option (c) is the correct answer.

The number of lines of symmetry of the letter O of the English alphabet is 2.

12. The number of lines of symmetry of the letter Z of the English alphabet is

(a) 0

(b) 1

(c) 2

(d) 3

Solution:

The option (a) is the correct answer.

The number of lines of symmetry of the letter Z of the English alphabet is 0.



Chapterwise RD Sharma Solutions for Class 6 Maths :

- Chapter 1–Knowing Our Numbers
- Chapter 2–Playing with Numbers
- Chapter 3–Whole Numbers
- Chapter 4–Operations on Whole Numbers
- Chapter 5–Negative Numbers and Integers
- Chapter 6–Fractions
- Chapter 7–Decimals
- Chapter 8–Introduction to Algebra
- Chapter 9–Ratio, Proportion and Unitary Method
- Chapter 10–Basic Geometrical Concepts
- Chapter 11–Angles
- Chapter 12–Triangles
- Chapter 13–Quadrilaterals
- Chapter 14–Circles
- Chapter 15–Pair of Lines and Transversal
- Chapter 16–Understanding Three-Dimensional Shapes
- Chapter 17–Symmetry
- Chapter 18–Basic Geometrical Tools
- Chapter 19–Geometrical Constructions
- Chapter 20–Mensuration
- Chapter 21–Data Handling - I (Presentation of Data)
- Chapter 22–Data Handling - II (Pictographs)
- Chapter 23–Data Handling - III (Bar Graphs)

<https://www.indcareer.com/schools/rd-sharma-solutions-for-class-6-maths-chapter-17-symmetry/>

About RD Sharma

RD Sharma isn't the kind of author you'd bump into at lit fests. But his bestselling books have helped many CBSE students lose their dread of maths. Sunday Times profiles the tutor turned internet star

He dreams of algorithms that would give most people nightmares. And, spends every waking hour thinking of ways to explain concepts like 'series solution of linear differential equations'. Meet Dr Ravi Dutt Sharma — mathematics teacher and author of 25 reference books — whose name evokes as much awe as the subject he teaches. And though students have used his thick tomes for the last 31 years to ace the dreaded maths exam, it's only recently that a spoof video turned the tutor into a YouTube star.

R D Sharma had a good laugh but said he shared little with his on-screen persona except for the love for maths. "I like to spend all my time thinking and writing about maths problems. I find it relaxing," he says. When he is not writing books explaining mathematical concepts for classes 6 to 12 and engineering students, Sharma is busy dispensing his duty as vice-principal and head of department of science and humanities at Delhi government's Guru Nanak Dev Institute of Technology.

<https://www.indcareer.com/schools/rd-sharma-solutions-for-class-6-maths-chapter-17-symmetry/>